

**AGENDA**  
**Board of Trustees Meeting**  
 Madison County Mass Transit District  
 9:30 a.m., Thursday, June 25, 2026  
 MCT Administration Building  
 1 Transit Way, Pontoon Beach, IL 62040

<u>Section</u>	<u>Item</u>	<u>Recommendation</u>
I.	<u>Pledge of Allegiance</u>	
II.	<u>Call to Order: Roll Call</u>	
III.	<u>Public Comments</u>	
IV.	<u>Hearing and Public Comment Period for Annual Operating and Capital Budget and Appropriation Ordinance</u>	
V.	<u>Consideration of Meeting Minutes</u>	
	A. Consideration of the minutes of the May 28, 2026 regular meeting for inclusion in the official records of the District	Discussion/Action
VI.	<u>Financial</u>	
	A. Payments and Claims: Consideration of the June 2026 Claims for Payment	Discussion/Action
	B. Monthly Financial Report: Review of the Monthly Financial Records as of May 31, 2026	Discussion/Action
	C. Ordinance 26-02 Adoption of the Annual Operating and Capital Budget and Appropriation Ordinance of the Madison County Mass Transit District, Madison County, Illinois for the Fiscal year Beginning July 1, 2026, and Ending June 30, 2027	Discussion/Action
	D. Resolution 26-63 Authorizing the Commitment and Disbursement of Funds for Capital Projects	Discussion/Action
VII.	<u>Services</u>	
	A. Managing Director's Report	Information
	B. Resolution 26-64 Authorizing an Award of Contract for Cybersecurity Services	Discussion/Action
	C. Resolution 26-65 Authorizing an Award of Contract for the purchase of Mobile Radio System Equipment	Discussion/Action
	D. Resolution 26-66 Authorizing an Award of Contract for MCT Nature Trail Reconstruction	Discussion/Action
VIII.	<u>Other Business</u>	
	A. Proposed FY 2027 Schedule of Board Meeting Dates	Discussion/Action
IX.	<u>Adjournment</u>	Action
	A. Next meeting date: July 30, 2026	

**MINUTES**

**Board of Trustees**

Madison County Mass Transit District  
9:30 a.m., Thursday, May 28, 2026  
1 Transit Way, Pontoon Beach, Illinois

**I. Pledge of Allegiance**

Chairman Adomite led the reciting of the Pledge of Allegiance.

**II. Call to Order: Roll Call**

Chairman Adomite called the meeting to order at 9:30 a.m.

MEMBERS PRESENT: ALLEN P. ADOMITE, CHRISTOPHER C. GUY, AND  
ANDREW F. ECONOMY

MEMBERS ABSENT: MICHAEL J. MCCORMICK AND JOHN C. WILLIAMS

OTHERS PRESENT: STEVEN J. MORRISON, ACT; PHIL ROGGIO, ACT;  
MICHELLE DOMER, ACT; AMANDA SMITH, ACT; DJ  
CLUBB, ACT; DEBBIE BARRON, ACT; ROB  
SCHMIDT, ACT; CRAIG CARPENTER, ACT; MIRIAM  
BELL, ACT; DAVID LIVINGSTONE, LEGAL COUNSEL;  
MIKE WEVER, GENERAL PUBLIC; ROBERT  
VERHEGGEN, SCI ENGINEERING

**III. Public Comments:**

Mike Wever asked questions about the MCT trails and commended MCT on a job well done.

**IV. Consideration of the minutes of the April 30, 2026, regular meeting for inclusion in the Official Records of the District.**

ECONOMY MADE THE MOTION, SECONDED BY GUY, TO APPROVE THE MINUTES FOR INCLUSION IN THE OFFICIAL RECORDS OF THE DISTRICT

A ROLL CALL VOTE FOLLOWED:

ALLEN P. ADOMITE	AYE
ANDREW F. ECONOMY	AYE
CHRISTOPHER C. GUY	AYE

ALL AYES. NO NAYS. MOTION CARRIED

**V. Financial**

- A. Payments and Claims: Consideration of the May 2026 Claims for Payment excluding American Water

GUY MADE THE MOTION, SECONDED BY ECONOMY, TO APPROVE MAY 2026 PAYMENTS AND CLAIMS

A ROLL CALL VOTE FOLLOWED:

ALLEN P. ADOMITE	AYE
ANDREW F. ECONOMY	AYE
CHRISTOPHER C. GUY	AYE

ALL AYES. NO NAYS. MOTION CARRIED.

Guy wanted to abstain but a vote was needed to pass and pay presented bills.

- B. Monthly Financial Report: Review of the Monthly Financial Records as of April 30, 2026

GUY MADE THE MOTION, SECONDED BY ECONOMY, TO APPROVE THE MONTHLY FINANCIAL REPORT AS OF APRIL 30, 2026

A ROLL CALL VOTE FOLLOWED:

ALLEN P. ADOMITE	AYE
ANDREW F. ECONOMY	AYE
CHRISTOPHER C. GUY	AYE

ALL AYES. NO NAYS. MOTION CARRIED.

## VI. Services

- A. Managing Director's Report:

Managing Director, SJ Morrison, presented the Managing Director's Report.

- B. ECONOMY MADE THE MOTION, SECONDED BY GUY, TO APPROVE THE FOLLOWING RESOLUTION:

26-59 AUTHORIZING MCT PARTICIPATION IN MADISON COUNTY  
COMMUNITY CONNECT

A ROLL CALL VOTE FOLLOWED:

ALLEN P. ADOMITE	AYE
ANDREW F. ECONOMY	AYE
CHRISTOPHER C. GUY	AYE

ALL AYES. NO NAYS. MOTION CARRIED.

- C. GUY MADE THE MOTION, SECONDED BY ECONOMY, TO APPROVE THE FOLLOWING RESOLUTION:

26-60 AUTHORIZING THE EXTENSION AND/OR AMENDMENT OF MOTOR VEHICLE LEASE AND/OR MAINTENANCE AGREEMENTS

A ROLL CALL VOTE FOLLOWED:

ALLEN P. ADOMITE	AYE
ANDREW F. ECONOMY	AYE
CHRISTOPHER C. GUY	AYE

ALL AYES. NO NAYS. MOTION CARRIED.

- D. ECONOMY MADE THE MOTION, SECONDED BY CHRIS, TO APPROVE THE FOLLOWING RESOLUTION:

26-61 AUTHORIZING THE CO-LOCATION OF A RESIDENTIAL TRANSITION FACILITY OPERATED BY THE SALVATION ARMY AT THE FUTURE SITE OF THE MCT LOGISTICS VALLEY STATION

A ROLL CALL VOTE FOLLOWED:

ALLEN P. ADOMITE	AYE
ANDREW F. ECONOMY	AYE
CHRISTOPHER C. GUY	AYE

ALL AYES. NO NAYS. MOTION CARRIED.

**VII. Other business:**

- A. ECONOMY MADE THE MOTION, SECONDED BY GUY, TO APPROVE THE FOLLOWING RESOLUTION:

26-62 AUTHORIZING THE RELEASE OF CERTAIN EXECUTIVE SESSION MINUTES

A ROLL CALL VOTE FOLLOWED:

ALLEN P. ADOMITE	AYE
ANDREW F. ECONOMY	AYE
CHRISTOPHER C. GUY	AYE

ALL AYES. NO NAYS. MOTION CARRIED.

**VIII. Adjournment:**

ECONOMY MADE THE MOTION, SECONDED BY GUY TO ADJOURN.

A ROLL CALL VOTE FOLLOWED:

ALLEN P. ADOMITE	AYE
ANDREW F. ECONOMY	AYE
CHRISTOPHER C. GUY	AYE

ALL AYES. NO NAYS. MOTION CARRIED.

Meeting adjourned at 10:14 a.m.

Respectfully submitted.

A handwritten signature in cursive script, appearing to read "Julie Kepp", is written over a horizontal line.



**Pay Statements**  
**Pay Statement Board**

Last Name	First Name	Statement #	Pay Period Start	Pay Period End	Pay Date	Gross	Reimbursement	Taxes (EE)	Net Payment
GUY	CHRISTOPHER	-29514	05/01/2026	05/31/2026	06/25/2026	\$300.00	-	\$22.95	\$277.05
ECONOMY	ANDREW	-29513	05/01/2026	05/31/2026	06/25/2026	\$300.00	\$7.25	\$22.95	\$284.30
ADOMITE	ALLEN	-29512	05/01/2026	05/31/2026	06/25/2026	\$300.00	-	\$300.00	-
MCCORMICK	MICHAEL	-29516	05/01/2026	05/31/2026	06/25/2026	\$300.00	-	\$22.95	\$277.05
Williams	John	-29515	05/01/2026	05/31/2026	06/25/2026	\$300.00	-	\$22.95	\$277.05
<b>Report Total</b>						\$1,500.00	\$7.25	\$391.80	\$1,115.45



# Madison County Mass Transit District



## CHECK REGISTER

CASH ACCOUNT: 10000000 10101      Checking Account

CHECK NO	CHK DATE	TYPE	VENDOR NAME	VOUCHER	INVOICE	INV DATE	PO	WARRANT	NET
4260793	06/09/2026	PRTD	1043 AT&T		MAY26	05/01/2026		060826	22.93
						CHECK	4260793	TOTAL:	22.93
4260794	06/09/2026	PRTD	1902 City of Collinsville		052726WSCTC	05/27/2026		060826	151.32
						CHECK	4260794	TOTAL:	151.32
4260795	06/09/2026	PRTD	1433 City of Edwardsville		060326L	06/03/2026		060826	91.11
					060326SPEPR	06/03/2026		060826	12.46
					060326WSEPR	06/03/2026		060826	143.78
						CHECK	4260795	TOTAL:	247.35
4260796	06/09/2026	PRTD	3984 City of Troy		060126SPTPR	06/01/2026		060826	17.73
					060126WSTPR	06/01/2026		060826	32.33
						CHECK	4260796	TOTAL:	50.06
4260797	06/09/2026	PRTD	2047 City of Wood River		060426SPWRTC	06/04/2026		060826	289.22
					060426WSWRTC	06/04/2026		060826	61.90
						CHECK	4260797	TOTAL:	351.12
4260798	06/09/2026	PRTD	4079 East Alton Water Dep		060126EGPRWS	06/01/2026		060826	19.00
					060126EGPRIR	06/01/2026		060826	10.00
						CHECK	4260798	TOTAL:	29.00
4260799	06/09/2026	PRTD	4133 AT&T Mobility		461X05272026	05/19/2026	12500012	060826	430.32
						CHECK	4260799	TOTAL:	430.32
4260800	06/09/2026	PRTD	4133 AT&T Mobility		578X05272026	05/19/2026	12500011	060826	155.04
						CHECK	4260800	TOTAL:	155.04

# Madison County Mass Transit District



## CHECK REGISTER

CASH ACCOUNT: 10000000 10101      Checking Account

CHECK NO	CHK DATE	TYPE	VENDOR NAME	VOUCHER	INVOICE	INV DATE	PO	WARRANT	NET
4260801	06/09/2026	PRTD	4133 AT&T Mobility		986X05272026	05/19/2026	12500032	060826	72.48
							CHECK	4260801 TOTAL:	72.48
4260802	06/09/2026	PRTD	4181 Illinois Power Marke		010000191204	05/08/2026		060826	8,214.68
							CHECK	4260802 TOTAL:	8,214.68
4260803	06/09/2026	PRTD	4181 Illinois Power Marke		010000191474	05/09/2026		060826	1,432.32
							CHECK	4260803 TOTAL:	1,432.32
4260804	06/09/2026	PRTD	4181 Illinois Power Marke		030240187869	05/28/2026		060826	601.57
							CHECK	4260804 TOTAL:	601.57
4260805	06/09/2026	PRTD	4181 Illinois Power Marke		030560086402	05/26/2026		060826	495.61
							CHECK	4260805 TOTAL:	495.61
4260806	06/09/2026	PRTD	4181 Illinois Power Marke		031200025465	05/20/2026		060826	55.58
							CHECK	4260806 TOTAL:	55.58
4260807	06/09/2026	PRTD	4181 Illinois Power Marke		031680012168	05/06/2026		060826	2,054.41
							CHECK	4260807 TOTAL:	2,054.41
4260808	06/09/2026	PRTD	4181 Illinois Power Marke		037280000911	05/21/2026		060826	347.07
							CHECK	4260808 TOTAL:	347.07
4260809	06/09/2026	PRTD	4181 Illinois Power Marke		039680001389	05/23/2026		060826	49.51
							CHECK	4260809 TOTAL:	49.51
4260810	06/09/2026	PRTD	4181 Illinois Power Marke		040000001679	05/12/2026		060826	242.13
							CHECK	4260810 TOTAL:	242.13

## CHECK REGISTER

CASH ACCOUNT: 10000000 10101      Checking Account

CHECK NO	CHK DATE	TYPE	VENDOR NAME	VOUCHER	INVOICE	INV DATE	PO	WARRANT	NET
4260811	06/09/2026	PRTD	4181 Illinois Power Marke		040400000821	05/22/2026		060826	47.41
							CHECK	4260811 TOTAL:	47.41
4260812	06/09/2026	PRTD	1220 Illinois American Wa		052726GCTC	05/27/2026		060826	285.50
							CHECK	4260812 TOTAL:	285.50
4260813	06/09/2026	PRTD	1220 Illinois American Wa		060226AHSRWS	06/02/2026		060826	173.72
							CHECK	4260813 TOTAL:	173.72
4260814	06/09/2026	PRTD	4164 KBS Group, LLP		4204	05/28/2026		060826	5,000.00
							CHECK	4260814 TOTAL:	5,000.00
4260815	06/09/2026	PRTD	1051 Pontoon Beach Public		060226-2	06/02/2026		060826	778.49
					060226-3	06/02/2026		060826	545.59
					060226Admin	06/02/2026		060826	495.59
					060226BW	06/02/2026		060826	495.59
					060226IRAdm	06/02/2026		060826	495.59
					060226N	06/02/2026		060826	40.13
							CHECK	4260815 TOTAL:	2,850.98
4260816	06/09/2026	PRTD	1506 Village of Glen Carb		052126GLPR	05/21/2026		060826	279.73
							CHECK	4260816 TOTAL:	279.73
4260817	06/09/2026	PRTD	1932 Wex Bank		112900653	05/31/2026		060826	8,251.04
							CHECK	4260817 TOTAL:	8,251.04

CHECK REGISTER

NUMBER OF CHECKS 25 \*\*\* CASH ACCOUNT TOTAL \*\*\* 31,890.88

	COUNT	AMOUNT
TOTAL PRINTED CHECKS	25	31,890.88

\*\*\* GRAND TOTAL \*\*\* 31,890.88

# Madison County Mass Transit District



## CHECK REGISTER

CASH ACCOUNT: 10000000 10101      Checking Account

CHECK NO	CHK DATE	TYPE	VENDOR NAME	VOUCHER	INVOICE	INV DATE	PO	WARRANT	NET
4260818	06/15/2026	PRTD	1436 City of Highland		MAY26HPR	06/05/2026		061526	177.61
						CHECK	4260818	TOTAL:	177.61
4260819	06/15/2026	PRTD	4181 Illinois Power Marke		030480102153	06/04/2026		061526	51.08
						CHECK	4260819	TOTAL:	51.08
4260820	06/15/2026	PRTD	1220 Illinois American wa		060926WSATC	06/09/2026		061526	248.75
						CHECK	4260820	TOTAL:	248.75
4260821	06/15/2026	PRTD	1733 Johnny on the Spot #		47-000276271	05/31/2026		061526	2,376.34
						CHECK	4260821	TOTAL:	2,376.34
4260822	06/15/2026	PRTD	4102 Mansfield Power & Ga		MAY26	06/08/2026		061526	264.12
						CHECK	4260822	TOTAL:	264.12
NUMBER OF CHECKS						5	*** CASH ACCOUNT TOTAL ***		3,117.90
TOTAL PRINTED CHECKS						COUNT	AMOUNT		
						5	3,117.90		
								*** GRAND TOTAL ***	3,117.90

## CHECK REGISTER

CASH ACCOUNT: 10000000 10101      Checking Account  
 CHECK NO    CHK DATE    TYPE    VENDOR NAME      VOUCHER    INVOICE

CHECK NO	CHK DATE	TYPE	VENDOR NAME	VOUCHER	INVOICE	INV DATE	PO	WARRANT	NET
4260824	06/25/2026	PRTD	2501 Agency for Community		DEC25BWAddt1	06/11/2026		062526	85.00
					DEC25DRAddt1	06/11/2026		062526	947.78
					DEC25FRAddt1	06/11/2026		062526	14,707.78
					DEC25RSAddt1	06/11/2026		062526	1,141.13
					DEC25VPAddt1	06/11/2026		062526	-1,141.13
					MAY26	06/15/2026		062526	41,538.00
					MAY26BW	06/15/2026		062526	128,694.34
					MAY26DR	06/15/2026		062526	287,486.56
					MAY26FR	06/15/2026		062526	2,129,489.67
					MAY26RS	06/12/2026		062526	43,947.29
					MAY26VP	06/12/2026		062526	5,591.54
							CHECK	4260824 TOTAL:	2,652,487.96
4260825	06/25/2026	PRTD	4137 Allied Universal Sec		18531110	05/28/2026	12500020	062526	13,356.00
							CHECK	4260825 TOTAL:	13,356.00
4260826	06/25/2026	PRTD	1050 Ameren Illinois		051426	05/14/2026		062526	255.56
							CHECK	4260826 TOTAL:	255.56
4260827	06/25/2026	PRTD	1050 Ameren Illinois		060326	06/03/2026		062526	277.73
							CHECK	4260827 TOTAL:	277.73
4260828	06/25/2026	PRTD	1050 Ameren Illinois		060326BW	06/03/2026		062526	140.41
							CHECK	4260828 TOTAL:	140.41
4260829	06/25/2026	PRTD	1050 Ameren Illinois		060326GCTC	06/03/2026		062526	453.39
							CHECK	4260829 TOTAL:	453.39

## CHECK REGISTER

CASH ACCOUNT: 10000000 10101      Checking Account

CHECK NO	CHK DATE	TYPE	VENDOR NAME	VOUCHER	INVOICE	INV DATE	PO	WARRANT	NET
4260830	06/25/2026	PRTD	1050 Ameren Illinois		060326N	06/03/2026		062526	81.30
							CHECK	4260830 TOTAL:	81.30
4260831	06/25/2026	PRTD	1501 Ameren Illinois		052626ATC	05/26/2026		062526	84.10
							CHECK	4260831 TOTAL:	84.10
4260832	06/25/2026	PRTD	1501 Ameren Illinois		052826Bluff	05/28/2026		062526	50.78
							CHECK	4260832 TOTAL:	50.78
4260833	06/25/2026	PRTD	1501 Ameren Illinois		052826Bluff1	05/28/2026		062526	48.17
							CHECK	4260833 TOTAL:	48.17
4260834	06/25/2026	PRTD	1501 Ameren Illinois		052826GLPR	05/28/2026		062526	528.31
							CHECK	4260834 TOTAL:	528.31
4260835	06/25/2026	PRTD	1501 Ameren Illinois		052826ILRt3P	05/28/2026		062526	274.72
							CHECK	4260835 TOTAL:	274.72
4260836	06/25/2026	PRTD	1501 Ameren Illinois		052826Nature	05/28/2026		062526	46.77
							CHECK	4260836 TOTAL:	46.77
4260837	06/25/2026	PRTD	1501 Ameren Illinois		052926Bluff	05/29/2026		062526	47.09
							CHECK	4260837 TOTAL:	47.09
4260838	06/25/2026	PRTD	1501 Ameren Illinois		052926Nature	05/29/2026		062526	100.60
							CHECK	4260838 TOTAL:	100.60
4260839	06/25/2026	PRTD	1501 Ameren Illinois		060226Admin	06/02/2026		062526	4,027.95
							CHECK	4260839 TOTAL:	4,027.95

## CHECK REGISTER

CASH ACCOUNT: 10000000 10101      Checking Account

CHECK NO	CHK DATE	TYPE	VENDOR NAME	VOUCHER	INVOICE	INV DATE	PO	WARRANT	NET
4260840	06/25/2026	PRTD	1501 Ameren Illinois		060226BaseLt	06/02/2026		062526	274.18
							CHECK	4260840 TOTAL:	274.18
4260841	06/25/2026	PRTD	1501 Ameren Illinois		060226Bldg2	06/02/2026		062526	4,504.86
							CHECK	4260841 TOTAL:	4,504.86
4260842	06/25/2026	PRTD	1501 Ameren Illinois		060226EPR	06/02/2026		062526	581.58
							CHECK	4260842 TOTAL:	581.58
4260843	06/25/2026	PRTD	1501 Ameren Illinois		060226North	06/02/2026		062526	164.48
							CHECK	4260843 TOTAL:	164.48
4260844	06/25/2026	PRTD	1501 Ameren Illinois		060226washBy	06/02/2026		062526	273.71
							CHECK	4260844 TOTAL:	273.71
4260845	06/25/2026	PRTD	1501 Ameren Illinois		060226woodRv	06/02/2026		062526	55.59
							CHECK	4260845 TOTAL:	55.59
4260846	06/25/2026	PRTD	1501 Ameren Illinois		060226worden	06/02/2026		062526	47.21
							CHECK	4260846 TOTAL:	47.21
4260847	06/25/2026	PRTD	1501 Ameren Illinois		060326AHSR	06/03/2026		062526	517.88
							CHECK	4260847 TOTAL:	517.88
4260848	06/25/2026	PRTD	1501 Ameren Illinois		060326ETC	06/03/2026		062526	259.08
							CHECK	4260848 TOTAL:	259.08
4260849	06/25/2026	PRTD	1501 Ameren Illinois		060326L	06/03/2026		062526	228.52
							CHECK	4260849 TOTAL:	228.52

# Madison County Mass Transit District



## CHECK REGISTER

CASH ACCOUNT: 10000000 10101      Checking Account

CHECK NO	CHK DATE	TYPE	VENDOR NAME	VOUCHER	INVOICE	INV DATE	PO	WARRANT	NET
4260850	06/25/2026	PRTD	1501 Ameren Illinois		060426Base	06/04/2026		062526	180.96
							CHECK	4260850 TOTAL:	180.96
4260851	06/25/2026	PRTD	1501 Ameren Illinois		060426North	06/04/2026		062526	104.98
							CHECK	4260851 TOTAL:	104.98
4260852	06/25/2026	PRTD	1501 Ameren Illinois		060426Wtrshd	06/04/2026		062526	46.92
							CHECK	4260852 TOTAL:	46.92
4260853	06/25/2026	PRTD	1501 Ameren Illinois		061026TPR	06/10/2026		062526	296.29
							CHECK	4260853 TOTAL:	296.29
4260854	06/25/2026	PRTD	1501 Ameren Illinois		MAY26	06/05/2026		062526	2,566.73
							CHECK	4260854 TOTAL:	2,566.73
4260855	06/25/2026	PRTD	1501 Ameren Illinois		MayMainGTAd	06/02/2026		062526	918.27
							CHECK	4260855 TOTAL:	918.27
4260856	06/25/2026	PRTD	1058 American Public Tran		427066	06/10/2026		062526	35,500.00
							CHECK	4260856 TOTAL:	35,500.00
4260857	06/25/2026	PRTD	4177 Best-One Tire & Serv		3200028442	06/02/2026		062526	1,028.50
							CHECK	4260857 TOTAL:	1,028.50
4260858	06/25/2026	PRTD	4145 Chestnut Health Syst		MISC-26-342	06/10/2026	12500035	062526	6,866.00
							CHECK	4260858 TOTAL:	6,866.00
4260859	06/25/2026	PRTD	1008 Collinsville sr. Cit		2600001358	05/15/2026		062526	69.55
							CHECK	4260859 TOTAL:	69.55

## CHECK REGISTER

CASH ACCOUNT: 10000000 10101      Checking Account  
 CHECK NO    CHK DATE    TYPE    VENDOR NAME

CHECK NO	CHK DATE	TYPE	VENDOR NAME	VOUCHER	INVOICE	INV DATE	PO	WARRANT	NET
4260860	06/25/2026	PRTD	4178 Certified Travel Med		INV-00007381	05/28/2026	12600045	062526	250.00
							CHECK	4260860 TOTAL:	250.00
4260861	06/25/2026	PRTD	4189 DeLaurent Constructi		NM-5242	06/08/2026		062526	2,148.20
							CHECK	4260861 TOTAL:	2,148.20
4260862	06/25/2026	PRTD	1092 Illinois Media Group		810201698	06/01/2026		062526	123.27
							CHECK	4260862 TOTAL:	123.27
4260863	06/25/2026	PRTD	1014 Granite City Townshi		052126	05/21/2026		062526	11.78
							CHECK	4260863 TOTAL:	11.78
4260864	06/25/2026	PRTD	3941 J. F. Electric, Inco		491503	05/15/2026	12600049	062526	45,551.55
							CHECK	4260864 TOTAL:	45,551.55
4260865	06/25/2026	PRTD	3920 The Jerry Costello G		JUL26	06/04/2026		062526	7,000.00
							CHECK	4260865 TOTAL:	7,000.00
4260866	06/25/2026	PRTD	4187 Locks A 2 Z Inc.		13716	04/17/2026		062526	1,330.00
							CHECK	4260866 TOTAL:	1,330.00
4260867	06/25/2026	PRTD	1602 Madison County State		JUL26	06/04/2026		062526	8,000.00
							CHECK	4260867 TOTAL:	8,000.00
4260868	06/25/2026	PRTD	1340 Madison County Treas		PT-W1-2-NW-1	06/08/2026		062526	881.36
							CHECK	4260868 TOTAL:	881.36
4260869	06/25/2026	PRTD	1874 Main Street Communit		124801	05/26/2026		062526	552.05
							CHECK	4260869 TOTAL:	552.05

## CHECK REGISTER

CASH ACCOUNT: 10000000 10101      Checking Account  
 CHECK NO    CHK DATE    TYPE VENDOR NAME      VOUCHER    INVOICE

INV DATE    PO      WARRANT      NET

CHECK NO	CHK DATE	TYPE	VENDOR NAME	VOUCHER	INVOICE	INV DATE	PO	WARRANT	NET
4260870	06/25/2026	PRTD	3985 New Opportunities		2025102-RB	06/05/2026		062526	240.75
					2026002-RB	06/05/2026		062526	545.31
					2025113-RB	06/05/2026		062526	484.71
					2026021-RB	06/05/2026		062526	80.25
					2026029-RB	06/05/2026		062526	190.46
					2026028-RB	06/05/2026		062526	227.91
					2026009-RB	06/05/2026		062526	146.59
					2026010-RB	06/05/2026		062526	434.34
					2025117-RB	06/05/2026		062526	252.62
					2025116-RB	06/05/2026		062526	214.00
					2025101-RB	06/05/2026		062526	599.13
					250320268GAS	06/05/2026		062526	3,662.69
					250320269GAS	06/05/2026		062526	1,726.31
							CHECK	4260870 TOTAL:	8,805.07
4260871	06/25/2026	PRTD	4154 Patterson Brake & Fr		205530	05/21/2026		062526	360.00
					205531	05/28/2026		062526	954.36
					148055	06/03/2026		062526	135.00
					205612	06/01/2026		062526	343.00
					209010	06/04/2026		062526	600.00
							CHECK	4260871 TOTAL:	2,392.36
4260872	06/25/2026	PRTD	4182 Stenstrom		10554.01	05/31/2026	12600048	062526	218,200.00
							CHECK	4260872 TOTAL:	218,200.00
4260873	06/25/2026	PRTD	1530 The Kiesel Company		591988	05/21/2026		062526	33,940.04
					592096	05/22/2026		062526	27,115.90

## CHECK REGISTER

CASH ACCOUNT: 10000000 10101      Checking Account  
 CHECK NO    CHK DATE    TYPE VENDOR NAME      VOUCHER    INVOICE

INV DATE    PO      WARRANT      NET

					592092	05/22/2026	062526	2,325.39
					592258	05/27/2026	062526	29,306.35
					592579	06/01/2026	062526	27,808.04
					592911	06/05/2026	062526	27,344.54
					592953	06/05/2026	062526	1,111.67
					592954	06/05/2026	062526	832.73
					593050	06/08/2026	062526	23,957.87
					593104	06/09/2026	062526	26,978.54
						CHECK 4260873	TOTAL:	200,721.07
4260874	06/25/2026	PRTD	1506 Village of Glen Carb		INV01130	05/19/2026	062526	184.62
						CHECK 4260874	TOTAL:	184.62
				NUMBER OF CHECKS	51	*** CASH ACCOUNT TOTAL ***		3,222,897.46
				TOTAL PRINTED CHECKS		COUNT	AMOUNT	
						51	3,222,897.46	
						*** GRAND TOTAL ***		3,222,897.46

# Madison County Mass Transit District



## CHECK REGISTER

CASH ACCOUNT: 10000000 10101      Checking Account

CHECK NO	CHK DATE	TYPE	VENDOR NAME	VOUCHER	INVOICE	INV DATE	PO	WARRANT	NET
4260875	06/25/2026	PRTD	4012 AAIC, Inc.		14356	06/12/2026		062526B	2,500.00
						CHECK	4260875	TOTAL:	2,500.00
4260876	06/25/2026	PRTD	1050 Ameren Illinois		061526EGPR	06/15/2026		062526B	533.41
						CHECK	4260876	TOTAL:	533.41
4260877	06/25/2026	PRTD	1501 Ameren Illinois		061826MryvRd	06/18/2026		062526B	56.53
						CHECK	4260877	TOTAL:	56.53
4260878	06/25/2026	PRTD	4155 Arthur J Gallagher R		6187294	06/18/2026		062526B	8,316.00
						CHECK	4260878	TOTAL:	8,316.00
4260879	06/25/2026	PRTD	4177 Best-One Tire & Serv		3200028507	06/12/2026		062526B	6,356.00
						CHECK	4260879	TOTAL:	6,356.00
4260880	06/25/2026	PRTD	1433 City of Edwardsville		061826WSETC	06/18/2026		062526B	412.78
						CHECK	4260880	TOTAL:	412.78
4260881	06/25/2026	PRTD	1436 City of Highland		79	06/16/2026		062526B	450.52
						CHECK	4260881	TOTAL:	450.52
4260882	06/25/2026	PRTD	1029 Fort Russell Townshi		051826	05/15/2026		062526B	1,248.07
						CHECK	4260882	TOTAL:	1,248.07
4260883	06/25/2026	PRTD	1439 Juneau Associates, I		52969	05/30/2026		062526B	2,405.00
					52970	05/30/2026		062526B	260.00
						CHECK	4260883	TOTAL:	2,665.00
4260884	06/25/2026	PRTD	4156 Keeley & Sons, Inc		061726	06/17/2026	12500043	062526B	1,176,916.60
						CHECK	4260884	TOTAL:	1,176,916.60

# Madison County Mass Transit District



## CHECK REGISTER

CASH ACCOUNT: 10000000 10101      Checking Account  
 CHECK NO    CHK DATE    TYPE    VENDOR NAME      VOUCHER    INVOICE

INV DATE    PO      WARRANT      NET

4260885	06/25/2026	PRTD	1437 Keller Construction,	20260513	06/22/2026	12600112	062526B	191,677.19
						CHECK	4260885 TOTAL:	191,677.19
4260886	06/25/2026	PRTD	4119 Landmark Ford	181150	06/22/2026	12600040	062526B	57,654.00
				181151	06/22/2026	12600040	062526B	57,654.00
						CHECK	4260886 TOTAL:	115,308.00
4260887	06/25/2026	PRTD	4040 NuToys Leisure Produ	58667	06/16/2026	12600056	062526B	200.00
				58677	06/17/2026	12600051	062526B	2,307.00
						CHECK	4260887 TOTAL:	2,507.00
4260888	06/25/2026	PRTD	1173 Oates Associates	43530	06/04/2026		062526B	35,138.00
						CHECK	4260888 TOTAL:	35,138.00
4260889	06/25/2026	PRTD	4154 Patterson Brake & Fr	209021	06/03/2026		062526B	970.08
				209373	06/15/2026		062526B	780.00
				209382	06/15/2026		062526B	511.72
						CHECK	4260889 TOTAL:	2,261.80
4260890	06/25/2026	PRTD	4104 Republic Services #3	50-006617672	06/20/2026		062526B	142.31
						CHECK	4260890 TOTAL:	142.31
4260891	06/25/2026	PRTD	4175 Right way Traffic Co	061726	06/17/2026	12600035	062526B	97,774.50
						CHECK	4260891 TOTAL:	97,774.50
4260892	06/25/2026	PRTD	4007 Stutz Excavating Inc	061726	06/17/2026	12600020	062526B	504,211.38
						CHECK	4260892 TOTAL:	504,211.38
4260893	06/25/2026	PRTD	1530 The Kiesel Company	593356	06/12/2026		062526B	26,202.29

## CHECK REGISTER

CASH ACCOUNT: 10000000 10101      Checking Account  
 CHECK NO    CHK DATE    TYPE VENDOR NAME      VOUCHER    INVOICE

CHECK NO	CHK DATE	TYPE	VENDOR NAME	VOUCHER	INVOICE	INV DATE	PO	WARRANT	NET
								CHECK 4260893 TOTAL:	26,202.29
4260894	06/25/2026	PRTD	3811 Thouvenot, Wade & Mo		98689	05/31/2026		062526B	228.75
								CHECK 4260894 TOTAL:	228.75
4260895	06/25/2026	PRTD	3894 Transit Resource Cen		11433	05/20/2026	12600021	062526B	1,075.00
								CHECK 4260895 TOTAL:	1,075.00
4260896	06/25/2026	PRTD	1506 Village of Glen Carb		061926GLPR	06/19/2026		062526B	61.16
								CHECK 4260896 TOTAL:	61.16
NUMBER OF CHECKS						22	*** CASH ACCOUNT TOTAL ***		2,176,042.29
TOTAL PRINTED CHECKS							COUNT	AMOUNT	
						22	2,176,042.29		
								*** GRAND TOTAL ***	2,176,042.29

**Madison County Transit District  
Management Report of Revenue and Expenses  
May, 2026**

	<u>Current Month</u>	<u>Current YTD</u>	<u>Prior YTD</u>	<u>Percentage Increase / (Decrease) Over Prior YTD</u>	<u>FY26 Budget</u>	<u>Budget % Expended (92% of FY)</u>
<b>Revenue</b>						
<b>Operating Revenue</b>						
Sales Tax Revenue	\$1,353,952.96	\$17,363,220.66	\$13,328,578.29	30%	\$13,500,000	129%
Investment Income	166,187.94	2,511,999.18	2,533,861.78	-1%	1,000,000	251%
Investment Gains/Losses	(17,908.39)	(12,568.22)	(655.18)	1818%	0	n/a
Investments-Mark to Market	(80,981.07)	253,027.17	1,350,558.73	-81%	0	n/a
IDOT Operating Assistance	4,175,170.23	17,877,631.38	16,495,327.57	8%	22,500,000	79%
Federal CARES Act/CRRSAA/ARPA	471,750.00	1,415,250.00	1,415,250.00	0%	1,890,000	75%
Local Sales Tax Reform Fund	48,094.76	748,414.75	2,717,021.73	-72%	875,000	86%
CMAQ Rideshare Marketing and Outreach	7,301.00	285,509.00	625,774.00	-54%	830,000	34%
Commuter Initiative	4,910.02	54,078.64	144,953.68	-63%	115,000	47%
Fares	110,320.36	1,639,528.72	1,711,585.24	-4%	1,880,000	87%
Other Revenue	0.00	212,876.67	341,148.27	-38%	108,000	197%
Lease/Rental Income	0.00	29,609.16	22,627.22	31%	0	n/a
<b>Total Operating Revenue</b>	<b>\$6,238,797.81</b>	<b>\$42,378,577.11</b>	<b>\$40,686,031.33</b>	<b>4%</b>	<b>\$42,698,000</b>	<b>99%</b>
<b>Capital Revenue</b>						
FTA Transit Admin Section 5307	\$138,326.00	\$11,040,029.00	\$3,906,395.96	183%	\$6,997,662	158%
FTA Transit Admin Section 5339	0.00	0.00	0.00	0%	3,780,000	0%
Congestion Mitigation Air Quality	0.00	0.00	0.00	0%	4,869,250	0%
Rebuild Illinois	135,878.00	156,017.54	1,385,133.12	100%	15,100,000	1%
Illinois Department of Transportation	0.00	0.00	0.00	0%	0	0%
Illinois Department of Natural Resources	0.00	0.00	0.00	0%	1,088,000	0%
Intergovernmental Agreements	0.00	0.00	0.00	0%	0	0%
Metro East Park and Recreation District	0.00	980,261.29	312,886.48	213%	2,200,000	45%
Future Grants	0.00	0.00	0.00	0%	11,705,392	0%
Congressional Directed Spending	0.00	0.00	0.00	0%	1,000,000	n/a
<b>Total Capital Revenue</b>	<b>\$274,204.00</b>	<b>\$12,176,307.83</b>	<b>\$5,604,415.56</b>	<b>117%</b>	<b>\$46,740,304</b>	<b>26%</b>
<b>Total Revenues</b>	<b>\$6,513,001.81</b>	<b>\$54,554,884.94</b>	<b>\$46,290,446.89</b>	<b>18%</b>	<b>\$89,438,304</b>	<b>61%</b>
<b>Expenses</b>						
<b>Operating Expenses</b>						
Fixed Route and Paratransit	\$3,016,183.47	\$32,493,598.35	\$30,598,252.68	6%	\$37,072,000	88%
ACT Administrative Contract	41,538.00	456,918.00	445,514.25	3%	505,000	90%
Rideshare	72,868.77	713,116.16	929,285.46	-23%	1,000,000	71%
Professional and Other Services	20,000.00	265,265.00	243,624.00	9%	378,500	70%
Trustee Expenses	1,622.00	18,163.20	16,909.54	7%	30,000	61%
District Office Expenses	55,998.09	585,480.97	514,138.16	14%	767,000	76%
Facilities Maintenance	147,572.79	1,416,032.75	1,484,168.16	-5%	1,896,000	75%
District Budget Contingency	0.00	0.00	0.00	0%	1,000,000	0%
<b>Total Operating Expenses</b>	<b>\$3,355,783.12</b>	<b>\$35,948,574.43</b>	<b>\$34,231,892.25</b>	<b>5%</b>	<b>\$42,648,500</b>	<b>84%</b>
<b>Capital Expenses</b>						
Bikeways	\$2,602,495.80	\$9,678,767.23	\$5,097,860.24	90%	\$33,162,315	29%
Bus Station/Stops and Park & Ride	21,893.06	328,063.73	358,292.36	-8%	9,860,000	3%
Cooperative Police Bicycle Grant Program	0.00	0.00	11,084.98	-100%	75,000	0%
Facility Improvements	91,131.10	2,178,480.89	317,998.37	585%	12,500,000	17%
Maintenance Equipment	0.00	181,558.99	0.00	100%	1,521,000	12%
MIS Equipment	83,141.84	507,570.78	1,893,159.43	-73%	2,550,000	20%
Project Administration	1,891.72	55,316.51		100%	332,149	17%
Preventive Maintenance	7,250.00	119,980.00		100%	546,424	22%
Transit Support Equipment	0.00	230,977.71	39,146.50	490%	878,174	26%
Vehicles - Buses	796,708.56	13,164,160.56	3,449,727.96	282%	23,608,494	56%
Vehicles - Rideshare Vans	130,590.00	130,590.00	254,828.12	0%	760,000	17%
Vehicles - Transit Support	102,810.74	157,106.74	883,990.12	-82%	843,870	19%
Contingency	0.00	0.00	0.00	0%	2,000,000	0%
<b>Total Capital Expenses</b>	<b>\$3,837,912.82</b>	<b>\$26,732,573.14</b>	<b>\$12,306,088.08</b>	<b>117%</b>	<b>\$88,637,426</b>	<b>30%</b>
<b>Total Expenses</b>	<b>\$7,193,695.94</b>	<b>\$62,681,147.57</b>	<b>\$46,537,980.33</b>	<b>35%</b>	<b>\$131,285,926</b>	<b>48%</b>
<b>Excess Revenue Over (Under) Expenses</b>	<b>(\$680,694.13)</b>	<b>(\$8,126,262.63)</b>	<b>(\$247,533.44)</b>	<b>3183%</b>	<b>(\$41,847,622)</b>	<b>19%</b>

Madison County Mass Transit District  
Income Statement with Budget Variance for the  
Period Ended May 31, 2026

Description	Current Period				Year to Date			
	Actual	Budget	Deviation	Pct	Actual	Budget	Deviation	Pct ytd
<b>OPERATING REVENUE</b>								
Sales Tax Revenue	1,353,952.96	1,125,000.00	228,952.96	120.35	17,363,220.66	12,375,000.00	4,988,220.66	140.31
Investment Income	166,187.94	83,333.33	82,854.61	199.43	2,511,999.18	916,666.66	1,595,332.52	274.04
Investment Realized Gains/Losses	-17,908.39	0.00	-17,908.39	0.00	-12,568.22	0.00	-12,568.22	0.00
Investments-Mark to Market	-80,981.07	0.00	-80,981.07	0.00	253,027.17	0.00	253,027.17	0.00
IDOT Operating Assistance	4,175,170.23	1,875,000.00	2,300,170.23	222.68	17,877,631.38	20,625,000.00	-2,747,368.62	86.68
Federal CARES Act/CRRSAA/ARPA	471,750.00	157,500.00	314,250.00	299.52	1,415,250.00	1,732,500.00	-317,250.00	81.69
Local Sales Tax Reform Fund	48,094.76	72,916.67	-24,821.91	65.96	748,414.75	802,083.34	-53,668.59	93.31
CMAQ Rideshare Marketing & Outreach	7,301.00	69,166.67	-61,865.67	10.56	285,509.00	760,833.34	-475,324.34	37.53
Commuter Initiative	4,910.02	9,583.33	-4,673.31	51.24	54,078.64	105,416.66	-51,338.02	51.30
Fares	110,320.36	156,666.67	-46,346.31	70.42	1,639,528.72	1,723,333.34	-83,804.62	95.14
Other Revenue	0.00	9,000.00	-9,000.00	0.00	212,876.67	99,000.00	113,876.67	215.03
Lease/Rental Income	0.00	0.00	0.00	0.00	29,609.16	0.00	29,609.16	0.00
<b>TOTAL OPERATING REVENUE</b>	<b>6,238,797.81</b>	<b>3,558,166.67</b>	<b>2,680,631.14</b>	<b>175.34</b>	<b>42,378,577.11</b>	<b>39,139,833.34</b>	<b>3,238,743.77</b>	<b>108.27</b>
<b>CAPITAL REVENUE</b>								
Fed Transit Admin Section 5307	138,326.00	583,138.50	-444,812.50	23.72	11,040,029.00	6,414,523.50	4,625,505.50	172.11
Fed Transit Admin Section 5339	0.00	315,000.00	-315,000.00	0.00	0.00	3,465,000.00	-3,465,000.00	0.00
Congestion Mitigation Air Quality	0.00	405,770.83	-405,770.83	0.00	0.00	4,463,479.16	-4,463,479.16	0.00
Rebuild Illinois	135,878.00	1,258,333.33	-1,122,455.33	10.80	156,017.54	13,841,666.66	-13,685,649.12	1.13
Illinois Dept of Natural Resources	0.00	90,666.67	-90,666.67	0.00	0.00	997,333.34	-997,333.34	0.00
Metro East Park and Recreation District	0.00	185,606.06	-185,606.06	0.00	980,261.29	2,014,393.94	-1,034,132.65	48.66
Future Grants	0.00	975,449.33	-975,449.33	0.00	0.00	10,729,942.66	-10,729,942.66	0.00
Congressional Directed Spending	0.00	83,333.33	-83,333.33	0.00	0.00	916,666.66	-916,666.66	0.00
<b>TOTAL CAPITAL REVENUE</b>	<b>274,204.00</b>	<b>3,897,298.05</b>	<b>-3,623,094.05</b>	<b>7.04</b>	<b>12,176,307.83</b>	<b>42,843,005.92</b>	<b>-30,666,698.09</b>	<b>28.42</b>
<b>TOTAL REVENUES</b>	<b>6,513,001.81</b>	<b>7,455,464.72</b>	<b>-942,462.91</b>	<b>87.36</b>	<b>54,554,884.94</b>	<b>81,982,839.26</b>	<b>-27,427,954.32</b>	<b>66.54</b>
<b>OPERATING EXPENSES</b>								
Fixed Route and Paratransit	3,016,183.47	3,089,333.33	-73,149.86	97.63	32,493,598.35	33,982,666.66	-1,489,068.31	95.62
ACT Administrative Contract	41,538.00	42,083.33	-545.33	98.70	456,918.00	462,916.66	-5,998.66	98.70
Rideshare	72,868.77	83,333.33	-10,464.56	87.44	713,116.16	916,666.66	-203,550.50	77.79
Professional and Other Services	20,000.00	31,541.67	-11,541.67	63.41	265,265.00	346,958.34	-81,693.34	76.45
Trustee Expenses	1,622.00	2,500.00	-878.00	64.88	18,163.20	27,500.00	-9,336.80	66.05
District Office Expenses	55,998.09	63,916.67	-7,918.58	87.61	585,480.97	703,083.34	-117,602.37	83.27
Facilities Maintenance	147,572.79	158,000.00	-10,427.21	93.40	1,416,032.75	1,738,000.00	-321,967.25	81.47
District Budget Contingency	0.00	83,333.33	-83,333.33	0.00	0.00	916,666.66	-916,666.66	0.00
<b>TOTAL OPERATING EXPENSES</b>	<b>3,355,783.12</b>	<b>3,554,041.66</b>	<b>-198,258.54</b>	<b>94.42</b>	<b>35,948,574.43</b>	<b>39,094,458.32</b>	<b>-3,145,883.89</b>	<b>91.95</b>
<b>CAPITAL EXPENSES</b>								
Bikeways	2,602,495.80	2,766,848.35	-164,352.55	94.06	9,678,767.23	30,395,466.86	-20,716,699.63	31.84
Bus Station/Stops and Park & Ride	21,893.06	821,666.67	-799,773.61	2.66	328,063.73	9,038,333.34	-8,710,269.61	3.63
Cooperative Police Bicycle Grant Program	0.00	6,250.00	-6,250.00	0.00	0.00	68,750.00	-68,750.00	0.00
Facility Improvements	91,131.10	1,041,666.67	-950,535.57	8.75	2,178,480.89	11,458,333.34	-9,279,852.45	19.01
Maintenance Equipment	0.00	126,750.00	-126,750.00	0.00	181,558.99	1,394,250.00	-1,212,691.01	13.02
MIS Equipment	83,141.84	212,500.00	-129,358.16	39.13	507,570.78	2,337,500.00	-1,829,929.22	21.71
Project Administration	1,891.72	27,679.08	-25,787.36	6.83	55,316.51	304,469.91	-249,153.40	18.17
Preventive Maintenance	7,250.00	45,535.33	-38,285.33	15.92	119,980.00	500,888.66	-380,908.66	23.95
Transit Support Equipment	0.00	74,296.10	-74,296.10	0.00	230,977.71	803,877.63	-572,899.92	28.73
Vehicles - Buses	796,708.56	1,967,374.50	-1,170,665.94	40.50	13,164,160.56	21,641,119.50	-8,476,958.94	60.83
Vehicles - Rideshare Vans	130,590.00	63,333.33	67,256.67	206.19	130,590.00	696,666.66	-566,076.66	18.74
Vehicles - Transit Support	102,810.74	70,322.50	32,488.24	146.20	157,106.74	773,547.50	-616,440.76	20.31
Contingency	0.00	166,666.67	-166,666.67	0.00	0.00	1,833,333.34	-1,833,333.34	0.00
<b>TOTAL CAPITAL EXPENSES</b>	<b>3,837,912.82</b>	<b>7,390,889.20</b>	<b>-3,552,976.38</b>	<b>51.93</b>	<b>26,732,573.14</b>	<b>81,246,536.74</b>	<b>-54,513,963.60</b>	<b>32.90</b>
<b>TOTAL EXPENSES</b>	<b>7,193,695.94</b>	<b>10,944,930.86</b>	<b>-3,751,234.92</b>	<b>65.73</b>	<b>62,681,147.57</b>	<b>120,340,995.06</b>	<b>-57,659,847.49</b>	<b>52.09</b>
<b>EXCESS REVENUE OVER EXPENSE</b>	<b>-680,694.13</b>	<b>-3,489,466.14</b>	<b>2,808,772.01</b>	<b>19.51</b>	<b>-8,126,262.63</b>	<b>-38,358,155.80</b>	<b>30,231,893.17</b>	<b>21.19</b>

ASSETS	
Checking Account	58,770.97
Savings Accounts	188,171.78
Illinois Funds Investment Pool	4,939,052.10
Investments	67,923,183.60
Investments-Mark to Market	5,893,415.30
Inventory	1,429,321.27
Accounts Receivable	12,482.07
Sales Tax Receivable	4,554,380.94
Interest Receivable	404,686.67
Prepaid Expenses	1,844,658.26
TOTAL ASSETS	87,248,122.96
LIABILITIES	
Accounts Payable	4,410,919.63
Retainage Payable	1,361,106.62
TOTAL LIABILITIES	5,772,026.25
FUND BALANCE	
Nonspendable Fund Balance	2,956,974.65
Committed Fund Balance	30,412,000.00
Assigned Fund Balance	27,385,121.44
Beginning Unassigned Fund Balance	28,848,263.25
Excess Revenue Over Expenses	-8,126,262.63
Total Unassigned Fund Balance	20,722,000.62
TOTAL FUND BALANCE	81,476,096.71
TOTAL LIABILITIES AND FUND BALANCE	87,248,122.96

UNAUDITED

MCT DETAILED SCHEDULE OF INVESTMENTS  
AT MAY 31, 2026

INSTITUTION	PURCHASE DATE	CD OR ACCOUNT NUMBER	MATURITY DATE	INTEREST RATES	CERTIFICATE AMOUNT	WEIGHTED AVERAGE INTEREST
<b>INVESTMENTS PURCHASED DIRECTLY BY MCT</b>						
<b>CERTIFICATES OF DEPOSIT (CD)</b>						
Bradford National Bank	09-01-23	***41644	09-01-26	4.50%	500,000.00	
First Mid Bank & Trust	06-30-23	***60379	06-30-26	4.50%	1,000,000.00	
<b>TOTAL CD'S</b>					<b>1,500,000.00</b>	<b>4.50%</b>
<b>CERTIFICATES OF DEPOSIT ACCOUNT REGISTRY SERVICE (CDARS)</b>						
Edwardsville Bank	10-19-23	***49768	10-14-27	4.82%	500,000.00	
Edwardsville Bank	11-02-23	***02324	10-26-28	4.20%	2,000,000.00	
Edwardsville Bank	11-02-23	***05242	10-28-27	4.20%	3,270,000.00	
Bank of Springfield	12-07-23	***03256	12-03-26	4.64%	1,003,183.60	
Bank of Springfield	12-07-23	***04172	11-30-28	4.35%	2,175,000.00	
Bank of Springfield	04-04-24	***85348	03-29-29	4.20%	1,500,000.00	
Bank of Springfield	09-05-24	***65605	08-30-29	3.35%	1,000,000.00	
Bank of Springfield	05-01-25	***93658	04-25-30	3.70%	2,000,000.00	
Bank of Springfield	12-26-25	***58285	12-21-29	3.50%	1,000,000.00	
Bank of Springfield	12-26-25	***58315	12-20-30	3.50%	2,000,000.00	
Bank of Springfield	04-02-26	***09913	03-28-30	3.25%	1,000,000.00	
Bank of Belleville	12-26-25	***49707	12-21-29	3.68%	1,000,000.00	
Bank of Belleville	12-26-25	***50659	12-20-30	3.75%	1,000,000.00	
Bank of Belleville	04-02-26	***03508	03-28-30	3.76%	1,000,000.00	
<b>TOTAL CDARS</b>					<b>20,448,183.60</b>	<b>3.94%</b>
<b>TOTAL INVESTMENTS PURCHASED DIRECTLY BY MCT</b>					<b>21,948,183.60</b>	
<b>FUNDS TRANSFERRED TO PORTFOLIO MANAGED BY BUSEY BANK (SEE SEPARATE REPORT FOR DETAILS)</b>				varies	45,975,000.00	varies
<b>GRAND TOTAL MCT INVESTMENTS</b>					<b>67,923,183.60</b>	
<b>CASH ACCOUNTS</b>						
MCT checking account				2.44%	58,770.97	
MCT savings accounts				2.44%	52,777.12	
MCT savings account (BOS)				3.25%	127,716.43	
MCT checking account (First Mid)					7,678.23	
Illinois Funds investment pool				3.749%	4,939,052.10	
<b>TOTAL CASH</b>					<b>5,185,994.85</b>	<b>3.70%</b>
<b>TOTAL CASH AND INVESTMENTS</b>					<b>73,109,178.45</b>	

# Madison County Mass Transit District

## STATEMENT REPORT

As of 5/31/2026

ACCOUNTS

Madison County Mass Transit District

### ECONOMIC RECAP

- The U.S. economy continues to show steady momentum across key sectors. Business investment remained strong in May, with spending on equipment and technology up over 6% year-over-year, driven by continued demand for automation and data center infrastructure. Manufacturing activity has stabilized, with the ISM Manufacturing Index holding above 50, signaling a shift toward growth rather than contraction. Energy prices remained elevated, but supply chain improvements helped offset some cost pressures for producers. Consumer demand was mixed, but service sector activity continued to expand, supported by travel, health care and transportation. Overall, the economy maintained a steady pace despite ongoing inflationary pressures and geopolitical headwinds.
- The Federal Reserve’s preferred inflation gauge, the Personal Consumption Expenditures (PCE) index, rose 3.8% year-over-year in April—the fastest pace since May 2023—driven largely by surging energy prices tied to the Iran war. Core PCE, which strips out food and energy, came in at 3.3% annually. With prices rising faster than incomes, inflation-adjusted consumer spending barely budged—up just 0.1% for the month—and the personal saving rate fell to an almost four-year low. Bloomberg Economics’ nowcast projects PCE inflation could accelerate further to 4.0% for May, suggesting the pressure on household budgets is not letting up.
- The April jobs report showed non-farm payrolls rising 115,000—well above the consensus forecast of approximately 65,000—with gains concentrated in healthcare (+37,000), transportation and warehousing (+30,000) and retail (+22,000), while federal government and manufacturing employment continued to decline. The unemployment rate held steady at 4.3% and average hourly earnings accelerated to 3.6% year-over-year. The broader under-employment measure, which includes those that have dropped out of the workforce or those that are in part-time jobs when they would prefer full-time work, rose to 8.2% and the household survey showed a 226,000 decline in employed individuals, suggesting more softness than the headline implies.

### ECONOMIC DATA

	CURRENT	20-YEAR AVERAGE	PERCENTILE
Unemployment Rate	4.3%	5.8%	30%
Core CPI YoY (Urban)	2.8%	2.5%	76%
Inflation Expectations (5-year)	2.5%	1.9%	89%
Fed Deficit (% of GDP)	5.3%	5.6%	53%
Household Debt/Income (Disposable)	90%	108%	5%
Housing Affordability Index	116	148	26%
US Dollar Index	99	91	78%

Source: Bloomberg



## EQUITY RECAP

- The S&P 500 rose more than 5% in May, extending its rally since March 30 to nearly 20% as hopes for an end to the Iran war and continued strength in AI-related stocks pushed markets higher. Inflation readings were concerning and reduced the likelihood of fed funds rate cuts in 2026. April consumer prices increased 3.8% year-over-year, above expectations, and producer prices - a leading indicator of Consumer Price Index (CPI) - rose 6.0%.
- Technology stocks climbed 16%, driving nearly all of the S&P's gains for the month. Highly cyclical and lower-quality AI-related names posted the strongest returns, while established AI leaders such as NVIDIA underperformed. Many software companies that had been heavily sold off on fears of AI disruption saw sharp recoveries. Consumer Discretionary and Health Care posted modest gains, while all other sectors declined.
- Emerging market stocks rose nearly 10% in May, led by a 29% surge in technology shares. Similar to the U.S., most other sectors were flat or negative. Developed international markets gained 3%, with performance more evenly distributed across sectors. While developed-market technology stocks performed well, the sector represents only 10% of the index—far below the nearly 40% weight in the U.S. and emerging markets. Gold continued to lag, likely pressured by higher U.S. Treasury yields.

## MARKET PERFORMANCE

	1-MONTH	YTD	1-YEAR	3-YEAR*	5-YEAR*
S&P 500	5.3%	11.2%	29.7%	23.6%	14.1%
S&P 400 Midcap	2.5%	13.3%	25.9%	17.4%	8.0%
Russell 2000	4.4%	18.3%	43.2%	20.3%	6.6%
MSCI EAFE	3.2%	9.8%	23.5%	18.9%	9.4%
MSCI Emerging Markets	9.7%	25.7%	55.2%	25.8%	8.2%
MSCI ACWI	5.2%	12.4%	30.8%	22.9%	12.0%

Source: Bloomberg  
\* Return amounts annualized



## FIXED INCOME RECAP

- Treasury yields drifted higher in May, and the yield difference between 2- and 10-year Treasury notes narrowed, reflecting shifting expectations around Federal Reserve policy. The move was driven primarily by a reacceleration in inflation, with CPI trending toward approximately 3.8% year-over-year, largely due to higher energy prices tied to the Iranian conflict. While energy's direct contribution to inflation is smaller than in past cycles, it remains a meaningful catalyst through second-order effects and shifting expectations. Markets have now priced out near-term rate cuts by the Federal Reserve and are leaning toward the possibility of a rate hike in early 2027. Shorter maturities adjusted to a "higher-for-longer" outlook, while longer-term yields stayed anchored by stable long-run inflation expectations. Volatility reflected not weaker growth, but a reassessment of the Fed's reaction function as inflation risk returned to the forefront.
- Credit markets remained resilient in May even as inflation and geopolitical uncertainty increased. Investment-grade corporate bond spreads tightened to approximately 1.05% and high-yield spreads to approximately 3.11%, retracing roughly 0.30-0.35% from their conflict-driven wides. The tightening reflected strong corporate earnings, solid balance-sheet fundamentals and persistent investor demand. Market behavior suggests investors are pricing in a constructive backdrop—resolution in Iran, moderating inflation and a stable economic environment. However, valuations have moved toward historically tight levels, with several sectors near prior cycle lows and the overall asset class appearing expensive. This creates a disconnect: credit continues to rally even as yields rise, inflation reaccelerates and the Fed turns more hawkish. High yield has been a notable beneficiary, but spreads remain below long-term averages and offer limited downside protection. The market tone reflects optimism,

but the risk-reward backdrop has become more balanced.

- Municipal bonds posted stable returns in May, supported by firm technicals and continued demand for tax-advantaged income, though relative value remains less compelling compared with taxable markets. Yields across intermediate-term municipal benchmarks remained in the 3.0%–3.2% range, while comparable taxable strategies offered yields closer to 4.5%–4.8% with similar duration profiles. These levels imply a breakeven tax rate of roughly 31%, meaning many investors may find better after-tax value in taxable fixed income. Municipal markets have been less affected by the inflation narrative, but remain sensitive to retail-driven flows, which continue to influence pricing and keep valuations somewhat rich. Municipals still play an important role for tax-sensitive investors, but current pricing underscores the need for careful positioning and a clear view of after-tax return expectations.

## MARKET PERFORMANCE

	1-MONTH	YTD	1-YEAR	3-YEAR*	5-YEAR*
Bloomberg US Treasury	0.1%	0.0%	3.7%	2.8%	-0.3%
Bloomberg US Corporate	0.8%	0.7%	6.1%	5.4%	0.6%
Bloomberg US Aggregate	0.3%	0.4%	5.1%	3.9%	0.2%
Bloomberg US High Yield	0.5%	1.7%	7.6%	9.4%	4.4%
Bloomberg Global Agg Ex-US	0.3%	0.6%	1.7%	3.3%	-3.0%
Bloomberg US Municipal	0.4%	1.3%	6.7%	3.8%	0.9%

Source: Bloomberg  
\* Return amounts annualized



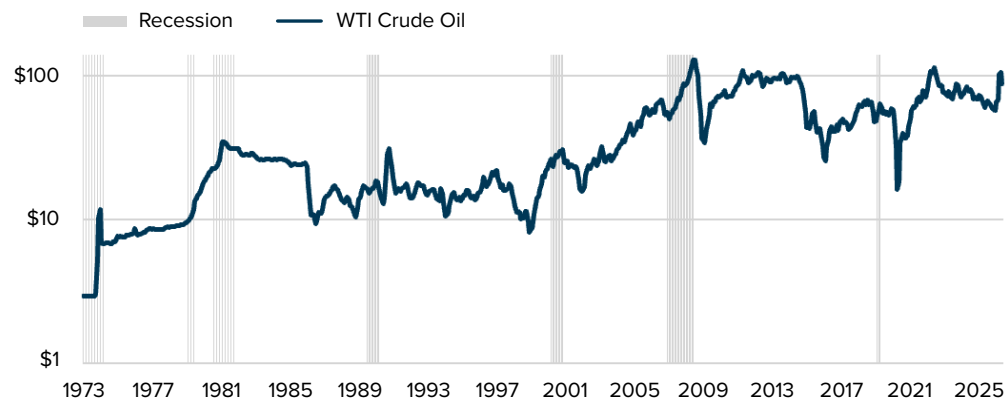
## SPECIAL TOPIC: RISK OF ELEVATED CRUDE OIL PRICES

The closure of the Strait of Hormuz has caused WTI crude oil prices per barrel to rise from \$66 before the U.S.-Iran conflict to peak at \$104 before finishing the month of May at \$87. Although financial markets have considered higher oil prices temporary, uncertainty of peace negotiations, the possibility of renewed hostilities and the necessary time to repair damaged energy infrastructure raise the possibility of higher oil prices for longer.

- There have been six previous oil price spikes in modern history (see Exhibit 1): The Arab embargo in 1973, the Iranian revolution in 1979, the Gulf War I in 1990, OPEC production cuts after the Asian Crisis in 1998, the Peak Oil scare of 2007-08 and the post-Covid rebound of 2020-22. The first five of these spikes resulted in U.S. recessions and eventual equity selloffs. The current increase is more modest than most in history and is more analogous to the Gulf War I spike that led to an extended period of elevated prices.

### EXHIBIT 1

#### WTI CRUDE OIL PRICE PER BARREL AND RECESSIONS



Sources: U.S. Energy Information Administration (EIA), Bloomberg

- Crude oil prices would likely have risen more sharply, but proactive use of strategic reserves and precautionary inventories muted the price response. Markets have also been very receptive to peace negotiations and willing to anticipate the reopening of the Strait of Hormuz. For now, markets seem unconcerned with other oil supply shocks (like transport through the Red Sea) and have been more influenced by the acceleration of activity and earnings from the artificial intelligence buildout.
- The longer oil prices are elevated, the greater the threat to economic growth. In the U.S. and most developed markets, this is expressed through the energy impact on consumer inflation and ultimately restrictive interest rates from the central bank. In countries with larger manufacturing sectors, the effect is more direct through higher costs and lower output. The OECD expects 0.3% and 0.5% slower economic growth in 2026-27 and up to 1% higher inflation in member countries from this energy shock, with North America affected less than Europe and Asia impacted the most.

Historically, higher oil prices have typically caused recessions. Currently, efforts to pursue U.S.-Iran peace negotiations and the global AI expansion have counteracted such a negative outcome. However, if either effect is not sustained, elevated oil prices can weigh on economic growth, especially in non-U.S. markets.

At Busey Wealth Management, clients have been entrusting us with their assets for more than 100 years. We have unparalleled experience in devising custom, comprehensive solutions for families and organizations with complex financial needs.

**Zachary Hillard, CFA**

Executive Vice President

President of Busey Wealth Management & Chief Investment Officer

**Busey** WEALTH<sup>®</sup>  
MANAGEMENT

Non-deposit products and services through Busey Wealth Management

Are Not Insured  
By The FDIC

Are Not  
Deposits

May Lose  
Value

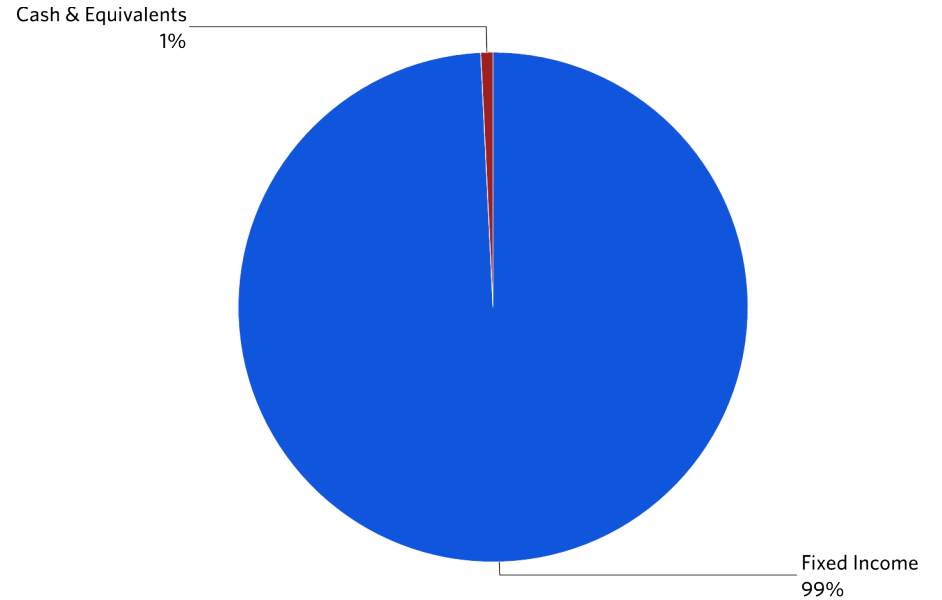
No Bank  
Guarantee

### Portfolio Value Summary

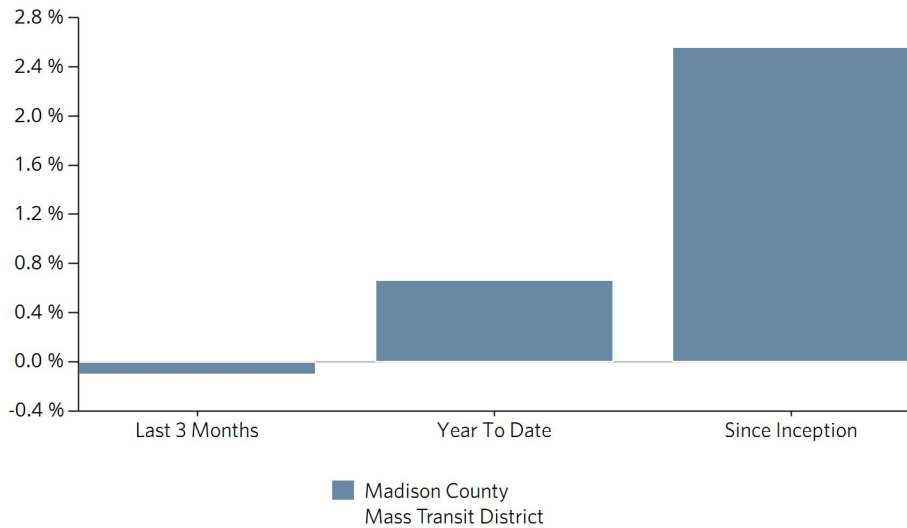
	Last 3 Months	Year To Date	Since 11/30/2021
<b>Beginning Value</b>	<b>55,274,760</b>	<b>54,857,913</b>	<b>0</b>
Net Additions	-3,027,394	-3,034,213	45,791,032
Gain/Loss	-66,239	357,427	6,390,095
<b>Ending Value</b>	<b>52,181,127</b>	<b>52,181,127</b>	<b>52,181,127</b>
Return	-0.1%	0.7%	2.6% <sup>1</sup>
MSCI ALL COUNTRIES ACWI Return	7.5%	12.1%	12.2%
BLOOMBERG INTERMEDIATE GOV'T/CREDIT INDEX Ret...	-0.9%	0.3%	1.4%
S&P 500 TOTAL RETURN INDEX Return	10.5%	11.3%	13.6%
MSCI DEVELOPED EAFE(USD)(TRN) Return	-0.6%	9.4%	10.8%
CONSUMER PRICE INDEX - (Monthly) Return	1.9%	2.8%	4.1%
MSCI EM EMERGING MARKETS(USD)(TRN) Return	9.4%	25.6%	11.2%

<sup>1</sup> Annualized return

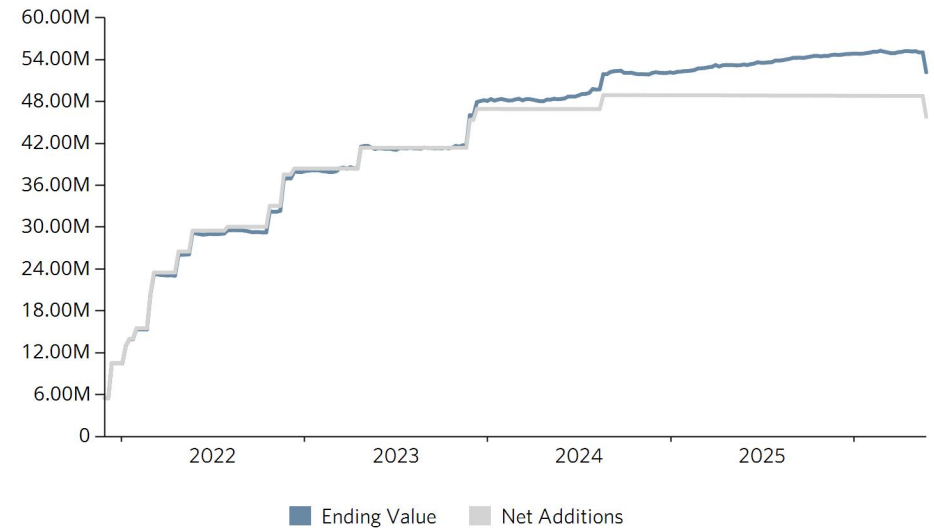
### Asset Class Allocation



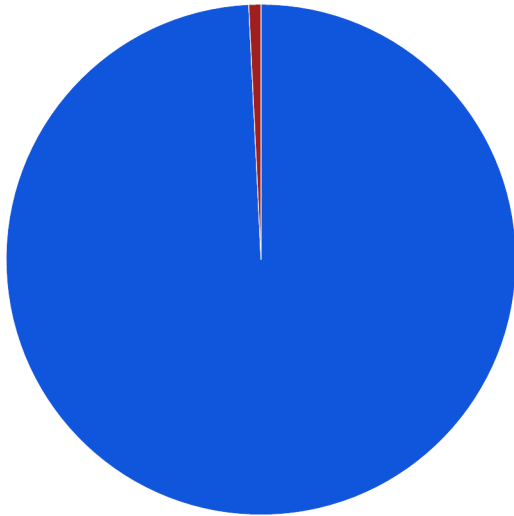
### Portfolio Returns



### Net Additions and Market Value



Asset Class Allocation



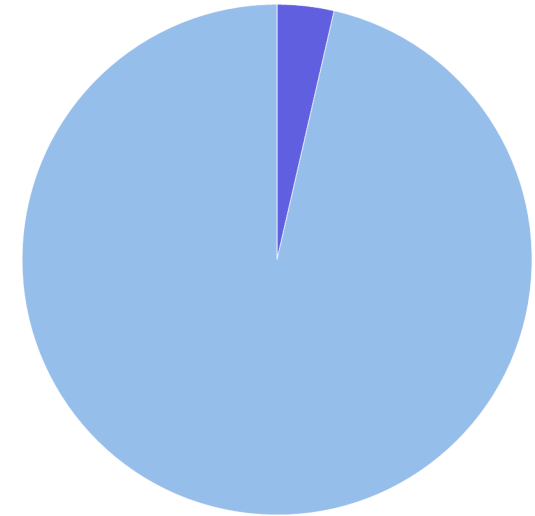
	Ending Value	Allocation
<b>Madison County Mass Transit District</b>	<b>52,181,127</b>	<b>100.0%</b>
■ Fixed Income	51,777,513	99.2%
■ Cash & Equivalents	403,614	0.8%

Core Equity and Satellites Allocation



No Data Available

Core Fixed Income Allocation



	Ending Value	Allocation
<b>Madison County Mass Transit District</b>	<b>51,777,513</b>	<b>100.0%</b>
■ Muni Bonds	1,861,907	3.6%
■ Taxable Bonds	49,915,606	96.4%

Portfolio Appraisal

	Units	Cost Basis	Unit Cost	Ending Value	Price	Total UGL	Yield	Projected Income
<b>Madison County Mass Transit District</b>		<b>51,769,034</b>		<b>52,181,127</b>		<b>412,093</b>	<b>2.8%</b>	<b>1,352,854</b>
<b>1035033783 - Madison County Mass Transit District</b>		<b>51,769,034</b>		<b>52,181,127</b>		<b>412,093</b>	<b>2.8%</b>	<b>1,352,854</b>
■ Muni Bonds		1,834,429		1,861,907		27,478	2.0%	34,709
JEFFERSON CALIF ELEM SCH DIST 1.044% 09/01/2026	630,000	618,079	98	627,065	99	8,986	1.1%	3,289
VACAVILLE CALIF UNI SCH DIST 1.457% 08/01/2027	500,000	476,347	95	488,058	97	11,711	1.5%	7,285
WISCONSIN ST GEN FD ANNUAL APP 3.218% 05/01/2027	750,000	740,003	99	746,784	99	6,781	3.2%	24,135
■ Taxable Bonds		49,530,991		49,915,606		384,615	2.8%	1,304,237
BANK WIS DELLS WIS 4.6% 2026	245,000	245,000	100	245,727	100	727	4.6%	2,818
BMW BK NORTH AMER SALT LAKE CI 4.75% 2028	245,000	248,243	101	250,049	101	1,806	4.7%	11,638
CARROLL CNTY TR CO MO 4.5% 2028	245,000	245,000	100	247,704	101	2,704	4.5%	11,025
CIBC BK USA 4.35% 2027	245,000	244,816	100	246,657	100	1,841	4.3%	10,658
DORT FINL CR UN GRAND BLANC MI 4.75% 2027	235,000	235,000	100	238,978	101	3,978	4.7%	11,163
FEDERAL FARM CR BKS 1.04% 10/27/2028	500,000	465,747	93	465,417	93	-330	1.1%	5,200
FEDERAL FARM CR BKS 1.26% 10/15/2030	900,000	789,247	88	790,223	88	975	1.4%	11,340
FEDERAL FARM CR BKS 1.32% 09/09/2030	850,000	760,500	89	752,811	88	-7,689	1.5%	11,220
FEDERAL FARM CR BKS 1.55% 07/26/2030	1,767,000	1,603,719	91	1,599,292	90	-4,427	1.7%	27,389
FEDERAL FARM CR BKS 1.57% 09/23/2030	475,000	424,988	89	426,328	89	1,340	1.8%	7,458
FEDERAL FARM CR BKS 1.77% 01/13/2028	450,000	429,899	96	435,135	96	5,235	1.8%	7,965
FEDERAL FARM CR BKS 2% 05/05/2031	825,000	748,844	91	744,207	90	-4,637	2.2%	16,500
FEDERAL HOME LN MTG CORP 6.75%	450,000	491,030	109	492,819	108	1,789	6.2%	30,375
FEDERAL HOME LOAN 6.75%	1,105,000	1,238,031	112	1,244,896	111	6,865	6.1%	74,588
FEDERAL HOME LOAN BANKS 1.5% 02/25/2031	245,000	220,708	90	216,756	88	-3,952	1.7%	3,675
FEDERAL HOME LOAN BANKS 1.65% 08/25/2031	780,000	696,336	89	687,987	88	-8,349	1.9%	12,870
FEDERAL HOME LOAN BANKS 1.75% 02/23/2029	1,000,000	976,532	98	972,883	97	-3,649	2.3%	22,500
FEDERAL NATL MTG ASSN 3.875% 01/30/2031	500,000	498,125	100	498,033	98	-92	3.9%	19,375
FEDERAL NATL MTG ASSN 6.625% 11/15/2030	615,000	689,612	112	678,216	110	-11,396	6.0%	40,744
FIRST MO ST BK CAPE CNTY CAPE 4.8% 2026	245,000	245,000	100	247,566	100	2,566	4.8%	5,880

Portfolio Appraisal

	Units	Cost Basis	Unit Cost	Ending Value	Price	Total UGL	Yield	Projected Income
FIRST NATL BK AMER EAST LANS 4.3% 2028	250,000	250,000	100	251,181	100	1,181	4.3%	10,750
GLOBAL FED CR UN ANCHORAGE AL 4.85% 2028	245,000	245,000	100	248,519	101	3,519	4.8%	11,882
GOLDMAN SACHS BK USA 3.65% 2028	250,000	250,000	100	248,725	99	-1,275	3.7%	9,125
JOHN MARSHALL BANCORP INC 4.4% 2027	250,000	250,000	100	251,432	100	1,432	4.4%	11,000
LAFAYETTE FED CR UN ROCKVILLE 4.9% 2026	250,000	250,000	100	251,788	100	1,788	4.9%	7,146
MEDALLION BK UTAH 4.5% 2027	470,000	470,000	100	473,142	100	3,142	4.5%	21,150
MORGAN STANLEY PRIVATE BK NATL 5.05% 2026	250,000	250,000	100	252,785	101	2,785	5.0%	6,313
PEOPLES BK CO COLDWATER OHIO 4.7% 2027	245,000	245,000	100	246,775	101	1,775	4.7%	9,596
PROVIDENCE BK ROCKY MT NC 4.6% 2027	225,000	225,000	100	226,805	101	1,805	4.6%	10,350
SALLIE MAE BK MURRAY UTAH 4.4% 2028	250,000	250,000	100	256,726	101	6,726	4.4%	11,000
SOUTHERN BK POPLAR BLUFF MO 4.5% 2027	245,000	245,000	100	246,638	100	1,638	4.5%	11,025
STATE BK INDIA NEW YORK NY 4% 2026	250,000	250,000	100	252,496	100	2,496	4.0%	0
SYNCHRONY BANK 4.45% 2028	225,000	225,000	100	231,351	102	6,351	4.4%	10,013
SYNCHRONY BANK 5% 2028	240,000	245,847	102	245,899	102	51	4.9%	12,000
THREAD BK ROGERSVILLE TENN 4.6% 2026	250,000	250,000	100	251,401	100	1,401	4.6%	6,708
UNITED STATES TREAS NTS 0.75% 01/31/2028	1,700,000	1,610,654	95	1,615,638	95	4,984	0.8%	12,750
UNITED STATES TREAS NTS 0.75% 08/31/2026	750,000	737,675	98	745,882	99	8,208	0.8%	2,813
UNITED STATES TREAS NTS 0.875% 06/30/2026	750,000	738,375	98	750,994	100	12,620	0.9%	3,281
UNITED STATES TREAS NTS 1.125% 10/31/2026	750,000	739,155	99	742,473	99	3,319	1.1%	4,219
UNITED STATES TREAS NTS 1.25% 03/31/2028	1,675,000	1,602,757	96	1,597,362	95	-5,395	1.3%	20,938
UNITED STATES TREAS NTS 1.25% 04/30/2028	2,740,000	2,586,220	94	2,604,007	95	17,787	1.3%	34,250
UNITED STATES TREAS NTS 1.25% 11/30/2026	540,000	523,126	97	536,646	99	13,520	1.3%	3,375
UNITED STATES TREAS NTS 1.25% 12/31/2026	750,000	729,707	97	742,958	99	13,251	1.3%	9,375
UNITED STATES TREAS NTS 1.375% 10/31/2028	1,140,000	1,060,983	93	1,071,646	94	10,663	1.5%	15,675
UNITED STATES TREAS NTS 1.5% 01/31/2027	425,000	416,113	98	420,635	98	4,522	1.5%	6,375
UNITED STATES TREAS NTS 1.5% 08/15/2026	1,300,000	1,284,802	99	1,299,355	100	14,553	1.5%	9,750
UNITED STATES TREAS NTS 1.75% 01/31/2029	770,000	720,591	94	729,726	94	9,134	1.9%	13,475

Portfolio Appraisal

	Units	Cost Basis	Unit Cost	Ending Value	Price	Total UGL	Yield	Projected Income
UNITED STATES TREAS NTS 1.875% 02/28/2027	1,240,000	1,213,386	98	1,228,040	99	14,653	1.9%	23,250
UNITED STATES TREAS NTS 1.875% 06/30/2026	750,000	741,457	99	754,669	100	13,213	1.9%	7,031
UNITED STATES TREAS NTS 2.25% 02/15/2027	800,000	780,984	98	796,289	99	15,305	2.3%	18,000
UNITED STATES TREAS NTS 2.25% 08/15/2027	1,300,000	1,272,294	98	1,282,542	98	10,249	2.3%	29,250
UNITED STATES TREAS NTS 2.5% 03/31/2027	1,500,000	1,477,334	98	1,490,022	99	12,688	2.5%	37,500
UNITED STATES TREAS NTS 2.625% 05/31/2027	316,000	307,316	97	316,173	99	8,857	2.7%	8,295
UNITED STATES TREAS NTS 2.75% 02/15/2028	1,500,000	1,467,385	98	1,480,703	98	13,319	2.8%	41,250
UNITED STATES TREAS NTS 2.75% 04/30/2027	300,000	296,301	99	297,672	99	1,371	2.8%	8,250
UNITED STATES TREAS NTS 2.75% 05/31/2029	322,000	305,315	95	314,493	96	9,178	2.9%	8,855
UNITED STATES TREAS NTS 2.75% 07/31/2027	300,000	293,601	98	298,634	99	5,032	2.8%	8,250
UNITED STATES TREAS NTS 2.875% 05/15/2028	400,000	390,276	98	391,897	98	1,620	2.9%	11,500
UNITED STATES TREAS NTS 2.875% 08/15/2028	535,000	515,802	96	526,382	98	10,580	2.9%	15,381
UNITED STATES TREAS NTS 3.125% 08/31/2027	500,000	494,025	99	498,896	99	4,871	3.2%	15,625
UNITED STATES TREAS NTS 3.125% 11/15/2028	1,000,000	972,629	97	979,804	98	7,175	3.2%	31,250
UNITED STATES TREAS NTS 3.25% 06/30/2027	500,000	494,716	99	503,183	99	8,467	3.3%	16,250
UNITED STATES TREAS NTS 3.5% 01/31/2028	700,000	692,517	99	702,304	99	9,787	3.5%	24,500
UNITED STATES TREAS NTS 3.75% 05/31/2030	500,000	493,160	99	502,538	99	9,378	3.8%	18,750
UNITED STATES TREAS NTS 3.875% 11/30/2027	1,000,000	991,672	99	1,017,456	100	25,784	3.9%	38,750
UNITED STATES TREAS NTS 3.875% 12/31/2027	500,000	499,297	100	507,040	100	7,744	3.9%	19,375
UNITED STATES TREAS NTS 4% 01/31/2031	989,000	989,309	100	995,637	99	6,328	4.0%	39,560
UNITED STATES TREAS NTS 4.125% 06/15/2026	298,000	297,091	100	303,629	100	6,538	4.1%	6,146
UNITED STATES TREAS NTS 4.125% 07/31/2031	250,000	247,471	99	252,855	100	5,384	4.1%	10,313
UNITED STATES TREAS NTS 4.125% 09/30/2027	1,000,000	992,705	99	1,008,891	100	16,186	4.1%	41,250
UNITED STATES TREAS NTS 4.125% 10/31/2027	500,000	501,333	100	502,690	100	1,357	4.1%	20,625
UNITED STATES TREAS NTS 4.25% 02/28/2031	981,000	991,806	101	995,534	100	3,728	4.2%	41,693
UNITED STATES TREAS NTS 4.5% 04/15/2027	1,100,000	1,093,598	99	1,112,010	101	18,412	4.5%	49,500
UNITED STATES TREAS NTS 4.5% 07/15/2026	500,000	497,812	100	508,782	100	10,970	4.5%	11,250

Portfolio Appraisal

	Units	Cost Basis	Unit Cost	Ending Value	Price	Total UGL	Yield	Projected Income
UNITED STATES TREAS NTS 4.625% 09/30/2030	720,000	747,154	104	739,226	102	-7,928	4.5%	33,300
UNITED STATES TREAS NTS 4.625% 11/15/2026	825,000	825,865	100	829,612	100	3,748	4.6%	19,078
WELLS FARGO BANK NATL ASSN 4.55% 2027	250,000	250,000	100	252,378	101	2,378	4.5%	11,375
WORKERS CR UN FITCHBURG MA 4.05% 2027	250,000	250,000	100	250,955	100	955	4.0%	10,125
<b>Money Markets</b>		<b>403,614</b>		<b>403,614</b>		<b>0</b>	<b>3.5%</b>	<b>13,909</b>
GOLDMAN FED FUND 520	403,614	403,614	1	403,614	1	0	3.5%	13,909

## Summary Analytics Report

	Ending Value	Coupon Rate	Maturity Date	Call Date	S&P Rating	Moody's Rating	Yield to Maturity	Yield to Call	Modified Duration
<b>Madison County Mass Transit District</b>									
Madison County Mass Transit District									
BANK WIS DELLS WIS 4.6% 2026	245,727	4.600%	8/17/2026	—	—	—	4.0	—	0.2
BMW BK NORTH AMER SALT LAKE CI 4.75% 2028	250,049	4.750%	3/17/2028	—	—	—	4.1	—	1.7
CARROLL CNTY TR CO MO 4.5% 2028	247,704	4.500%	3/30/2028	—	—	—	4.2	—	1.8
CIBC BK USA 4.35% 2027	246,657	4.350%	4/27/2027	—	—	—	4.1	—	0.9
DORT FINL CR UN GRAND BLANC MI 4.75% 2027	238,978	4.750%	6/21/2027	—	—	—	4.1	—	1.1
FEDERAL FARM CR BKS 1.04% 10/27/2028	465,417	1.040%	10/27/2028	6/1/2026	AA+	Aa1	4.2	—	2.3
FEDERAL FARM CR BKS 1.26% 10/15/2030	790,223	1.260%	10/15/2030	6/1/2026	AA+	Aa1	4.4	—	4.2
FEDERAL FARM CR BKS 1.32% 09/09/2030	752,811	1.320%	9/9/2030	6/1/2026	AA+	Aa1	4.4	—	4.1
FEDERAL FARM CR BKS 1.55% 07/26/2030	1,599,292	1.550%	7/26/2030	6/1/2026	AA+	Aa1	4.2	—	3.9
FEDERAL FARM CR BKS 1.57% 09/23/2030	426,328	1.570%	9/23/2030	6/1/2026	AA+	Aa1	4.3	—	4.1
FEDERAL FARM CR BKS 1.77% 01/13/2028	435,135	1.770%	1/13/2028	6/1/2026	AA+	Aa1	4.4	—	1.6
FEDERAL FARM CR BKS 2% 05/05/2031	744,207	2.000%	5/5/2031	6/1/2026	AA+	Aa1	4.3	—	4.6
FEDERAL HOME LN MTG CORP 6.75%	492,819	6.750%	9/15/2029	—	AA+	Aa1	4.1	—	2.9
FEDERAL HOME LOAN 6.75%	1,244,896	6.750%	3/15/2031	—	AA+	Aa1	4.2	—	4.1
FEDERAL HOME LOAN BANKS 1.5% 02/25/2031	216,756	1.500%	2/25/2031	8/25/2026	AA+	Aa1	4.4	—	4.5
FEDERAL HOME LOAN BANKS 1.65% 08/25/2031	687,987	1.650%	8/25/2031	6/1/2026	AA+	Aa1	4.3	—	4.9
FEDERAL HOME LOAN BANKS 1.75% 02/23/2029	972,883	2.250%	2/23/2029	8/23/2026	AA+	Aa1	3.6	18.0	2.6
FEDERAL NATL MTG ASSN 3.875% 01/30/2031	498,033	3.875%	1/30/2031	7/30/2026	AA+	Aa1	4.3	14.6	4.2
FEDERAL NATL MTG ASSN 6.625% 11/15/2030	678,216	6.625%	11/15/2030	—	AA+	Aa1	4.2	—	3.9
FIRST MO ST BK CAPE CNTY CAPE 4.8% 2026	247,566	4.800%	9/30/2026	—	—	—	4.0	—	0.3
FIRST NATL BK AMER EAST LANS 4.3% 2028	251,181	4.300%	12/28/2028	—	—	—	4.2	—	2.4
GLOBAL FED CR UN ANCHORAGE AL 4.85% 2028	248,519	4.850%	3/22/2028	—	—	—	4.2	—	1.7
GOLDMAN SACHS BK USA 3.65% 2028	248,725	3.650%	10/10/2028	—	—	—	4.1	—	2.4
JEFFERSON CALIF ELEM SCH DIST 1.044% 09/01/2026	627,065	1.044%	9/1/2026	—	—	Aa1	3.9	—	0.3
JOHN MARSHALL BANCORP INC 4.4% 2027	251,432	4.400%	6/15/2027	—	—	—	4.1	—	1.0
LAFAYETTE FED CR UN ROCKVILLE 4.9% 2026	251,788	4.900%	12/14/2026	—	—	—	4.0	—	0.5
MEDALLION BK UTAH 4.5% 2027	473,142	4.500%	6/16/2027	—	—	—	4.1	—	1.0
MORGAN STANLEY PRIVATE BK NATL 5.05% 2026	252,785	5.050%	10/19/2026	—	—	—	3.7	—	0.4
PEOPLES BK CO COLDWATER OHIO 4.7% 2027	246,775	4.700%	3/17/2027	—	—	—	4.1	—	0.8
PROVIDENCE BK ROCKY MT NC 4.6% 2027	226,805	4.600%	8/20/2027	—	—	—	4.1	—	1.2
SALLIE MAE BK MURRAY UTAH 4.4% 2028	256,726	4.400%	12/13/2028	—	—	—	4.2	—	2.3

### Summary Analytics Report

	Ending Value	Coupon Rate	Maturity Date	Call Date	S&P Rating	Moody's Rating	Yield to Maturity	Yield to Call	Modified Duration
SOUTHERN BK POPLAR BLUFF MO 4.5% 2027	246,638	4.500%	6/16/2027	—	—	—	4.1	—	1.0
STATE BK INDIA NEW YORK NY 4% 2026	252,496	4.000%	8/28/2026	—	—	—	4.0	—	0.2
SYNCHRONY BANK 4.45% 2028	231,351	4.450%	8/11/2028	—	—	—	3.8	—	2.1
SYNCHRONY BANK 5% 2028	245,899	5.000%	3/24/2028	—	—	—	4.1	—	1.7
THREAD BK ROGERSVILLE TENN 4.6% 2026	251,401	4.600%	12/11/2026	—	—	—	4.0	—	0.5
UNITED STATES TREAS NTS 0.75% 01/31/2028	1,615,638	0.750%	1/31/2028	—	—	Aa1	4.0	—	1.6
UNITED STATES TREAS NTS 0.75% 08/31/2026	745,882	0.750%	8/31/2026	—	—	Aa1	3.7	—	0.3
UNITED STATES TREAS NTS 0.875% 06/30/2026	750,994	0.875%	6/30/2026	—	—	Aa1	3.6	—	0.1
UNITED STATES TREAS NTS 1.125% 10/31/2026	742,473	1.125%	10/31/2026	—	—	—	3.8	—	0.4
UNITED STATES TREAS NTS 1.25% 03/31/2028	1,597,362	1.250%	3/31/2028	—	—	Aa1	4.0	—	1.8
UNITED STATES TREAS NTS 1.25% 04/30/2028	2,604,007	1.250%	4/30/2028	—	—	Aa1	4.1	—	1.9
UNITED STATES TREAS NTS 1.25% 11/30/2026	536,646	1.250%	11/30/2026	—	—	Aa1	3.8	—	0.5
UNITED STATES TREAS NTS 1.25% 12/31/2026	742,958	1.250%	12/31/2026	—	—	Aa1	3.8	—	0.6
UNITED STATES TREAS NTS 1.375% 10/31/2028	1,071,646	1.375%	10/31/2028	—	—	Aa1	4.1	—	2.3
UNITED STATES TREAS NTS 1.5% 01/31/2027	420,635	1.500%	1/31/2027	—	—	Aa1	3.8	—	0.7
UNITED STATES TREAS NTS 1.5% 08/15/2026	1,299,355	1.500%	8/15/2026	—	—	Aa1	3.8	—	0.2
UNITED STATES TREAS NTS 1.75% 01/31/2029	729,726	1.750%	1/31/2029	—	—	Aa1	4.1	—	2.6
UNITED STATES TREAS NTS 1.875% 02/28/2027	1,228,040	1.875%	2/28/2027	—	—	Aa1	3.9	—	0.7
UNITED STATES TREAS NTS 1.875% 06/30/2026	754,669	1.875%	6/30/2026	—	—	Aa1	3.7	—	0.1
UNITED STATES TREAS NTS 2.25% 02/15/2027	796,289	2.250%	2/15/2027	—	—	Aa1	3.9	—	0.7
UNITED STATES TREAS NTS 2.25% 08/15/2027	1,282,542	2.250%	8/15/2027	—	—	Aa1	4.0	—	1.2
UNITED STATES TREAS NTS 2.5% 03/31/2027	1,490,022	2.500%	3/31/2027	—	—	Aa1	3.9	—	0.8
UNITED STATES TREAS NTS 2.625% 05/31/2027	316,173	2.625%	5/31/2027	—	—	Aa1	3.9	—	1.0
UNITED STATES TREAS NTS 2.75% 02/15/2028	1,480,703	2.750%	2/15/2028	—	—	Aa1	4.0	—	1.6
UNITED STATES TREAS NTS 2.75% 04/30/2027	297,672	2.750%	4/30/2027	—	—	Aa1	3.9	—	0.9
UNITED STATES TREAS NTS 2.75% 05/31/2029	314,493	2.750%	5/31/2029	—	—	Aa1	4.1	—	2.8
UNITED STATES TREAS NTS 2.75% 07/31/2027	298,634	2.750%	7/31/2027	—	—	Aa1	4.0	—	1.1
UNITED STATES TREAS NTS 2.875% 05/15/2028	391,897	2.875%	5/15/2028	—	—	Aa1	4.1	—	1.9
UNITED STATES TREAS NTS 2.875% 08/15/2028	526,382	2.875%	8/15/2028	—	—	Aa1	4.1	—	2.1
UNITED STATES TREAS NTS 3.125% 08/31/2027	498,896	3.125%	8/31/2027	—	—	Aa1	4.0	—	1.2
UNITED STATES TREAS NTS 3.125% 11/15/2028	979,804	3.125%	11/15/2028	—	—	Aa1	4.1	—	2.3
UNITED STATES TREAS NTS 3.25% 06/30/2027	503,183	3.250%	6/30/2027	—	—	Aa1	4.0	—	1.0
UNITED STATES TREAS NTS 3.5% 01/31/2028	702,304	3.500%	1/31/2028	—	—	Aa1	4.0	—	1.6

Summary Analytics Report

	Ending Value	Coupon Rate	Maturity Date	Call Date	S&P Rating	Moody's Rating	Yield to Maturity	Yield to Call	Modified Duration
UNITED STATES TREAS NTS 3.75% 05/31/2030	502,538	3.750%	5/31/2030	—	—	Aa1	4.2	—	3.6
UNITED STATES TREAS NTS 3.875% 11/30/2027	1,017,456	3.875%	11/30/2027	—	—	Aa1	4.0	—	1.4
UNITED STATES TREAS NTS 3.875% 12/31/2027	507,040	3.875%	12/31/2027	—	—	Aa1	4.0	—	1.5
UNITED STATES TREAS NTS 4% 01/31/2031	995,637	4.000%	1/31/2031	—	—	Aa1	4.2	—	4.2
UNITED STATES TREAS NTS 4.125% 06/15/2026	303,629	4.125%	6/15/2026	—	—	Aa1	4.0	—	0.0
UNITED STATES TREAS NTS 4.125% 07/31/2031	252,855	4.125%	7/31/2031	—	—	Aa1	4.2	—	4.5
UNITED STATES TREAS NTS 4.125% 09/30/2027	1,008,891	4.125%	9/30/2027	—	—	Aa1	4.0	—	1.3
UNITED STATES TREAS NTS 4.125% 10/31/2027	502,690	4.125%	10/31/2027	—	—	Aa1	4.0	—	1.4
UNITED STATES TREAS NTS 4.25% 02/28/2031	995,534	4.250%	2/28/2031	—	—	Aa1	4.2	—	4.2
UNITED STATES TREAS NTS 4.5% 04/15/2027	1,112,010	4.500%	4/15/2027	—	—	Aa1	3.9	—	0.9
UNITED STATES TREAS NTS 4.5% 07/15/2026	508,782	4.500%	7/15/2026	—	—	Aa1	3.9	—	0.1
UNITED STATES TREAS NTS 4.625% 09/30/2030	739,226	4.625%	9/30/2030	—	—	Aa1	4.2	—	3.9
UNITED STATES TREAS NTS 4.625% 11/15/2026	829,612	4.625%	11/15/2026	—	—	Aa1	3.8	—	0.5
VACAVILLE CALIF UNI SCH DIST 1.457% 08/01/2027	488,058	1.457%	8/1/2027	—	—	Aa2	4.0	—	1.1
WELLS FARGO BANK NATL ASSN 4.55% 2027	252,378	4.550%	12/13/2027	—	—	—	4.1	—	1.5
WISCONSIN ST GEN FD ANNUAL APP 3.218% 05/01/2027	746,784	3.218%	5/1/2027	—	AA	Aa2	4.0	—	0.9
WORKERS CR UN FITCHBURG MA 4.05% 2027	250,955	4.050%	6/1/2027	—	—	—	4.1	—	1.0
<b>Total Madison County Mass Transit District</b>	<b>51,777,513</b>	<b>2.813%</b>	<b>6/5/2028</b>	<b>8/16/2026</b>	<b>AA+</b>	<b>Aa1</b>	<b>4.0</b>	<b>16.9</b>	<b>1.9</b>
<b>Total Madison County Mass Transit District</b>	<b>51,777,513</b>	<b>2.813%</b>	<b>6/5/2028</b>	<b>8/16/2026</b>	<b>AA+</b>	<b>Aa1</b>	<b>4.0</b>	<b>16.9</b>	<b>1.9</b>

Copyright © 2026, Standard & Poor's, a division of The McGraw-Hill Companies, Inc. All rights reserved.  
Please see end of report for the full Standard & Poor's, a division of The McGraw-Hill Companies, disclaimer.

Copyright © 2026, Moody's Analytics, Inc. and its licensors.  
Please see end of report for the full Moody's Analytics disclaimer.

*Our team of Wealth Management experts offers a wide array of solutions that can be customized around you, our client. Please let your advisor know if you would like to discuss one of these solutions.*

### **Comprehensive and Goal-Based Financial Planning**

- Retirement Plan Status Review
- Estate Planning
- Asset Protection
- Tax Planning
- Corporate Executive Stock Option Strategies

### **Retirement Planning**

- Income Planning
- Distribution Strategies
- Employer Plan Rollovers
- Long-Term Care Planning

### **Insurance Solutions**

- Asset Preservation
- Income Replacement and Family Protection
- Policy Reviews

### **Investment Management**

- Portfolio Review and Construction
- Enhanced Asset Allocation Strategies
- Goal Based Asset Allocation
- Tax Efficient Strategies
- Distribution Planning

### **Estate Planning**

- Personal Trust Services
- Document Review (wills, trusts, power of attorney)
- Executor and Trustee Services
- Philanthropic Advisory Services

### **The Private Client Service Approach**

- Personal Banking and Lending Services

### **Farm Management and Real Estate Brokerage**

*Our team of professionals has the ability to incorporate the above services into your personalized financial strategy.*

#### **Disclaimer:**

The information provided herein is obtained from sources believed to be reliable, and such information is believed to be accurate and complete, but no reservation or warranty is made as to its accuracy or completeness. These investments are not insured or otherwise protected by the U.S. Government, the Federal Deposit Insurance Corporation, the Federal Reserve Board, or any other government agency and involve risk, including the possible loss of investment principal. Past performance is no guarantee of future results.

Information contained in the report regarding income and gains should not be used for tax purposes. The market values reflected may include accruals and other adjustments and will not exactly match the market value figures on your regular account statement.

Returns do not reflect all fees and expenses attributable to the account.

“Since Inception Return” is displayed on this report and details the return for the given date range of the report and may not include the return for the entire date range since the account was established.

Third party data contained in the report may only be used in conjunction with this report and may not be re-distributed to other parties. Such data is provided without warranty and data providers shall have no liability of any kind. CFA Institute GIPS® standards have been incorporated into the calculation methodology used. Performance is calculated utilizing the time-weighted rate of return. This is a measure of the compound rate of growth over time for the portfolio.

Assets for which Busey Wealth Management has limited or no responsibility:

This report may include assets that are not held and/or not managed by Busey Wealth Management. Assets that are not held and/or not managed by Busey Wealth Management are listed solely for the convenience of our clients. Busey Wealth Management has no responsibility to manage, maintain, safekeep, monitor, or value such assets.

Real property, closely held business, and oil, gas, and mineral interests:

Market values for any real property, closely held business investments, other unique assets, and oil, gas, and mineral interests are an approximation based on periodic appraisals, assessments, or common practices for these types of assets. Such values are updated at intervals set in accordance with our procedures and may differ from a value derived today by the same method. These values should not be used or relied on for transactional, tax or any purposes other than general information. If values are provided by the client or the clients, Busey Wealth Management shall have no responsibility for verifying the accuracy of the data provided, or for maintaining current values.

## Ratings Disclaimer

Copyright © 2026, Standard & Poor's, a division of The McGraw-Hill Companies, Inc. All rights reserved.

This may contain information obtained from third parties, including ratings from credit ratings agencies such as Standard & Poor's. Reproduction and distribution of third party content in any form is prohibited except with the prior written permission of the related third party. Third party content providers do not guarantee the accuracy, completeness, timeliness or availability of any information, including ratings, and are not responsible for any errors or omissions (negligent or otherwise), regardless of the cause, or for the results obtained from the use of such content. THIRD PARTY CONTENT PROVIDERS GIVE NO EXPRESS OR IMPLIED WARRANTIES, INCLUDING, BUT NOT LIMITED TO, ANY WARRANTIES OF MERCHANTABILITY OR FITNESS FOR A PARTICULAR PURPOSE OR USE. Third party content providers shall not be liable for any direct, indirect, incidental, exemplary, compensatory, punitive, special or consequential damages, costs, expenses, legal fees, or losses (including lost income or profits and opportunity costs or losses caused by negligence) in connection with any use of ratings. Credit ratings are statements of opinions and are not statements of fact or recommendations to purchase, hold or sell securities. They do not address the suitability of securities or the suitability of securities for investment purposes, and should not be relied on as investment advice. To the extent this is being provided to an individual or institutional account holder, any ratings contained herein are solely for such account holder's own non-commercial use and may only be used by or for the benefit of the account holder in connection with the management and/or administration of such account holder's holdings and not for any other purpose.

© 2026, Moody's Analytics, Inc. and its licensors ("Moody's"). Moody's ratings and other information ("Moody's Information") are proprietary to Moody's and/or its licensors and are protected by copyright and other intellectual property laws. Moody's Information is licensed to Distributor by Moody's. MOODY'S INFORMATION MAY NOT BE COPIED OR OTHERWISE REPRODUCED, REPACKAGED, FURTHER TRANSMITTED, TRANSFERRED, DISSEMINATED, REDISTRIBUTED OR RESOLD, OR STORED FOR SUBSEQUENT USE FOR ANY SUCH PURPOSE, IN WHOLE OR IN PART, IN ANY FORM OR MANNER OR BY ANY MEANS WHATSOEVER, BY ANY PERSON WITHOUT MOODY'S PRIOR WRITTEN CONSENT. Moody's® is a registered trademark.

**ORDINANCE NO. 26-02**  
**ADOPTION OF THE ANNUAL OPERATING AND CAPITAL BUDGET AND**  
**APPROPRIATION ORDINANCE OF THE MADISON COUNTY MASS TRANSIT DISTRICT**  
**MADISON COUNTY, ILLINOIS**  
**FOR THE FISCAL YEAR BEGINNING JULY 1, 2026, AND ENDING JUNE 30, 2027**

**WHEREAS**, pursuant to 50 ILCS 330/3, this ordinance approves a Budget and Appropriation for the Madison County Mass Transit District, Madison County, Illinois.

**WHEREAS**, the District made the Tentative Budget and Appropriation Ordinance No. 26-01 conveniently available for public inspection for at least thirty (30) days prior to final adoption as required by 50 ILCS 330/2, from Ch. 85, par. 803.

**WHEREAS**, no changes have been made to the expenditure amounts approved by the District in Tentative Budget and Appropriation Ordinance No. 26-01.

**WHEREAS**, no changes have been made to the estimated receipts amounts approved by the District in Tentative Budget and Appropriation Ordinance No. 26-01.

**WHEREAS**, the District held a Public Hearing on June 25, 2026, at 9:30 a.m. as to the Tentative Budget and Appropriation Ordinance No. 26-01 in advance of passage of this Ordinance as requested by 50 ILCS 330/2, from Ch. 85, par. 803.

**NOW, THEREFORE**, BE IT ORDAINED BY THE BOARD OF TRUSTEES OF THE MADISON COUNTY MASS TRANSIT DISTRICT, MADISON COUNTY, ILLINOIS THAT:

**Section 1.** For the fiscal year beginning July 1, 2026, and ending June 30, 2027, the following sums of money, as set forth in Attachments A and B, are appropriated for the corporate purposes of the Madison County Mass Transit District, Madison County, Illinois.

**Section 2.** The Budget and Appropriation containing an estimate of revenues and expenditures for the Operating and Capital Funds, as set forth in Attachments A and B are hereby adopted.

**Section 3.** If any section, subdivision, or sentence of this ordinance shall for any reason be held invalid or to be unconstitutional, such decision shall not affect the validity of the remaining portion of this ordinance.


This Ordinance is hereby adopted on this twenty-fifth day of June 2026 by the Board of Trustees of the Madison County Mass Transit District.



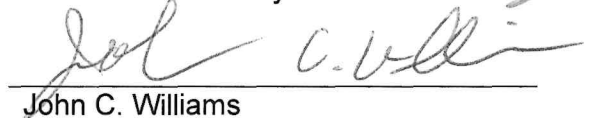
Allen P. Adomite, Chairman

\_\_\_\_\_  
Christopher C. Guy

\_\_\_\_\_  
Michael J. McCormick



Andrew F. Economy



John C. Williams

APPROVED as to Form:

  
\_\_\_\_\_  
Legal Counsel

## CERTIFICATE

I, Julie Repp, do hereby certify that I am the fully qualified and acting Secretary of the Board of Trustees of the Madison County Mass Transit District, and as such Secretary, I am the keeper of the seal of the records and files of the Madison County Mass Transit District.

I do further certify that at a duly constituted and legally convened meeting of the Board of Trustees of the Madison County Mass Transit District held on Thursday, June 25, 2026, an ordinance was adopted in full accordance and conformity with the by-laws of the Madison County Mass Transit District and the statutes of the State of Illinois, as made and provided, and that the following is a full, complete and true copy of the pertinent provisions of said Ordinance.


**NOW, THEREFORE, BE IT ORDAINED BY THE CHAIRMAN AND THE BOARD OF TRUSTEES OF THE MADISON COUNTY MASS TRANSIT DISTRICT, AS FOLLOWS:**

**Section 1.** For the fiscal year beginning July 1, 2026, and ending June 30, 2027, the following sums of money, as set forth in Attachments A and B, are appropriated for the corporate purposes of the Madison County Mass Transit District, Madison County, Illinois.

**Section 2.** The Budget and Appropriation containing an estimate of revenues and expenditures for the Operating and Capital Funds, as set forth in Attachments A and B are hereby adopted.

**Section 3.** If any section, subdivision, or sentence of this ordinance shall for any reason be held invalid or to be unconstitutional, such decision shall not affect the validity of the remaining portion of this ordinance.

IN WITNESS WHEREOF, I have hereunto affixed my official signature as Secretary of the Madison County Mass Transit District on this twenty-fifth day of June 2026.



---

# ATTACHMENT A

**MADISON COUNTY MASS TRANSIT DISTRICT  
PROPOSED OPERATING BUDGET AND APPROPRIATION  
JULY 1, 2026 TO JUNE 30, 2027**

**PROJECTED OPERATING EXPENDITURES AND APPROPRIATION**

Fixed Route and Paratransit	\$39,018,500
ACT Administrative Contract	505,000
Rideshare	1,000,000
Professional and Other Services	445,000
Trustee Expenses	30,000
District Office Expenses	1,245,000
Facilities Maintenance	1,925,000
District Budget Contingency	1,000,000
<b>TOTAL APPROPRIATION</b>	<b><u>\$45,168,500</u></b>

**CASH ON HAND AT BEGINNING OF FISCAL YEAR** **\$600,000**

**ESTIMATED RECEIPTS**

Sales Tax Revenue	\$17,000,000
Investment Income	1,000,000
IDOT Operating Assistance	30,000,000
Federal CARES Act/CRRSAA/ARPA Funding	1,887,000
Local Sales Tax Reform Fund	800,000
CMAQ Rideshare Marketing And Outreach	830,000
Commuter Initiative	140,000
Fares	1,970,000
Other Revenue	133,000
<b>TOTAL ESTIMATED RECEIPTS</b>	<b><u>\$53,760,000</u></b>

**TOTAL ESTIMATED RECEIPTS AND CASH ON HAND** **\$54,360,000**

**TOTAL APPROPRIATION** **\$45,168,500**

**EXPECTED CASH ON HAND AT END OF FISCAL YEAR** **\$9,191,500**

# ATTACHMENT B

**MADISON COUNTY MASS TRANSIT DISTRICT  
CAPITAL BUDGET  
FY2027**

**ESTIMATED RECEIPTS**

Federal Transit Administration Section 5307	\$9,463,853
Congestion Mitigation Air Quality (CMAQ)	540,400
Rebuild Illinois	14,284,365
Illinois Department of Natural Resources (IDNR)	700,000
Metro East Park and Recreation District (MEPRD)	900,000
Future grants & Other funding	8,396,406
Intergovernmental Agreements	0

**TOTAL ESTIMATED RECEIPTS** **\$34,285,024**

**PROJECTED EXPENDITURES**

Bikeways	\$43,055,000
Bus Station/Stops and Park & Ride Improvements	11,350,000
Cooperative Police Bicycle Grant Program	75,000
Facility Improvements	10,175,000
Maintenance Equipment	950,000
MIS Equipment	2,373,000
Project Administration	239,769
Preventive Maintenance	164,939
Transit Support Equipment	605,000
Vehicles - Buses	19,305,000
Vehicles - Rideshare Vans	790,000
Vehicles - Transit Support	760,000
Contingency	2,000,000

**TOTAL PROJECTED EXPENDITURES** **\$91,842,708**

**ESTIMATED RECEIPTS (UNDER) PROJECTED EXPENDITURES** **(\$57,557,684)**

<b>Committed Fund Balance - FY27 Capital Budget</b>	<b>\$16,062,000</b>
<b>Committed Fund Balance - Future Years</b>	<b>\$9,650,000</b>
<b>Total Committed Fund Balance</b>	<b><u><u>\$25,712,000</u></u></b>

**Assigned Fund Balance - FY27 Capital Budget** **\$41,495,684**

## RESOLUTION 26-63

### AUTHORIZING THE COMMITMENT AND DISBURSEMENT OF FUNDS FOR CAPITAL PROJECTS

**WHEREAS**, Madison County Mass Transit District (“District”) was created in December 1980 by resolution of the Madison County Board pursuant to Section 3 of the Local Mass Transit District Act, approved July 21, 1959, as amended (70 ILCS 3610/1 et. seq.); and,

**WHEREAS**, the Local Mass Transit District Act, 70 ILCS 3610/5 (14) provides for the general powers of the Board of Trustees of the District to include “to use its established funds, personnel, and other resources to acquire, construct, operate and maintain bikeways and trails. Districts may cooperate with other governmental and private agencies in bikeway and trail programs”; and,

**WHEREAS**, on September 29, 2022, the District Board of Trustees obligated a total of \$34,000,000.00 of current reserve funds to support the development of future trail projects throughout Madison County, Illinois, identified in Exhibit ‘A’ which is attached hereto and incorporated herein by reference; and,

**WHEREAS**, the capital projects identified on Exhibit ‘A’ are dependent upon an agreement or letter of intent being executed between District and the beneficiary municipality; and,

**WHEREAS**, if District and the municipality are unable to reach an agreement regarding the capital project or use of funds, then the District may eliminate capital projects from Exhibit ‘A’. Likewise, the District reserves the right to add projects to Exhibit ‘A’ at any time; and,

**WHEREAS**, the District has determined that it has reserve funds available and sufficient to fulfill this obligation while still maintaining a sufficient reserve for operations and maintenance; and,

**WHEREAS**, the District by its Managing Director will negotiate and execute intergovernmental agreements or letters of intent, whichever the case may be, to effectuate the disbursement of funds for the completion of the capital projects set forth in Exhibit ‘A’; and,

**WHEREAS**, the District’s role in these agreements is to disburse the funds in accordance with the agreement terms; and,

**WHEREAS**, the District has secured grant funding and/or completed some of the capital projects identified on Exhibit ‘A’; and,


**WHEREAS**, the District finds that it is appropriate to authorize its Managing Director to approve the disbursal of the adjusted amount of \$25,712,000.00 in reserve funds for the purpose of completing the capital projects identified in Exhibit ‘A’; and,

**WHEREAS**, the District intends and finds it appropriate that the capital project plan identified in Exhibit ‘A’ be administered by the Agency for Community Transit (ACT) in compliance with and pursuant to the terms of the Memorandum of Understanding between District and ACT.

**NOW, THEREFORE**, BE IT RESOLVED BY THE BOARD OF TRUSTEES OF THE MADISON COUNTY MASS TRANSIT DISTRICT THAT:

1. The District, hereby obligates, commits, and dedicates \$25,712,000.00 from its reserve funds, to satisfy the aforementioned agreements in order to complete the capital projects identified in Exhibit 'A' and it authorizes the Managing Director to approve the disbursement of the committed funds for that purpose as such projects are in a position to proceed.
2. The District authorizes an adjusted balance of \$25,712,000.00 in the Committed Fund Balance Account effective July 1, 2026.
3. Allen P. Adomite, Chairman, Christopher C. Guy, Vice Chairman, and/or Steven J. Morrison, Managing Director, of Madison County Mass Transit District, are hereby authorized and directed to carry out the requirements documented herein.
4. Allen P. Adomite, Chairman, Christopher C. Guy, Vice Chairman, and/or Steven J. Morrison, Managing Director, of Madison County Mass Transit District, are hereby authorized and directed to enter into a memorandum of agreement with ACT to administer and implement the capital projects described in Exhibit A.
5. Allen P. Adomite, Chairman, Christopher C. Guy, Vice Chairman, and/or Steven J. Morrison, Managing Director, of Madison County Mass Transit District, are hereby authorized to take any and all actions as reasonably necessary to execute, complete, and perform all obligations associated with the commitment and disbursement of the funds described herein, on behalf of and in a manner most beneficial to the District.


**ADOPTED**, by the Board of Trustees of the Madison County Mass Transit District, Madison County, Illinois, on this twenty-fifth day of June, 2026.



Allen P. Adomite, Chairman

\_\_\_\_\_  
Christopher C. Guy

\_\_\_\_\_  
Michael J. McCormick



Andrew F. Economy



John C. Williams

APPROVED as to Form:

  
\_\_\_\_\_  
Legal Counsel

## CERTIFICATE

I, Julie Repp, do hereby certify that I am the fully qualified and acting Secretary of the Board of Trustees of the Madison County Mass Transit District, and as such Secretary, I am the keeper of the seal of the records and files of the Madison County Mass Transit District.


I do further certify that at a duly constituted and legally convened meeting of the Board of Trustees of the Madison County Mass Transit District held on Thursday, June 25, 2026, a resolution was adopted in full accordance and conformity with the by-laws of the Madison County Mass Transit District and the statutes of the State of Illinois, as made and provided, and that the following is a full, complete and true copy of the pertinent provisions of said Resolution.

**NOW, THEREFORE, BE IT RESOLVED BY THE BOARD OF TRUSTEES OF THE MADISON COUNTY MASS TRANSIT DISTRICT THAT:**

1. The District, hereby obligates, commits, and dedicates \$25,712,000.00 from its reserve funds, to satisfy the aforementioned agreements in order to complete the capital projects identified in Exhibit 'A' and it authorizes the Managing Director to approve the disbursement of the committed funds for that purpose as such projects are in a position to proceed.
2. The District authorizes an adjusted balance of \$25,712,000.00 in the Committed Fund Balance Account effective July 1, 2026.
3. Allen P. Adomite, Chairman, Christopher C. Guy, Vice Chairman, and/or Steven J. Morrison, Managing Director, of Madison County Mass Transit District, are hereby authorized and directed to carry out the requirements documented herein.
4. Allen P. Adomite, Chairman, Christopher C. Guy, Vice Chairman, and/or Steven J. Morrison, Managing Director, of Madison County Mass Transit District, are hereby authorized and directed to enter into a memorandum of agreement with ACT to administer and implement the capital projects described in Exhibit A.
5. Allen P. Adomite, Chairman, Christopher C. Guy, Vice Chairman, and/or Steven J. Morrison, Managing Director, of Madison County Mass Transit District, are hereby authorized to take any and all actions as reasonably necessary to execute, complete, and perform all obligations associated with the commitment and disbursement of the funds described herein, on behalf of and in a manner most beneficial to the District.

I further certify that the original of the complete said resolution is on file in the records of the Madison County Mass Transit District in my custody. I do further certify that the foregoing Resolution remains in full force and effect.

IN WITNESS WHEREOF, I have hereunto affixed my official signature as Secretary of the Madison County Mass Transit District this twenty-fifth day of June, 2026.

  
\_\_\_\_\_

**MCT Trails Initiative: A 10 Year Project to Expand and Enhance the MCT Trails**

<u>New Bikeways</u>	<u>Community</u>	<u>Amount Obligated</u>		<u>Grant Awarded</u>	<u>Amount Obligated</u>		<u>Grant Awarded</u>	<u>Amount Obligated</u>		<u>Zone</u>
		<u>Resolution 23-11</u> <u>dated 9/29/22</u>	<u>Project Completed</u> <u>or Eliminated</u>		<u>Resolution 24-63</u> <u>dated 6/27/24</u>	<u>Project Completed</u> <u>or Eliminated</u>		<u>Resolution 26-63</u> <u>dated 6/25/26</u>		
Alton Greenway (Broadway Shared Use Path)	Alton	\$ 3,000,000.00			\$ 3,000,000.00			\$ 3,000,000.00		Riverbend
Godfrey Trail	Godfrey	\$ 500,000.00			\$ 500,000.00			\$ 500,000.00		Riverbend
Eastgate Connector	East Alton	\$ 400,000.00	\$ 400,000.00		\$ -			\$ -		Riverbend
Goshen Trail to Bethalto - Phase 1 (Goshen Trail to Grandview Hills)	Roxana	\$ 2,000,000.00		\$ 388,000.00	\$ 1,612,000.00			\$ 1,612,000.00		Riverbend
Goshen Trail to Bethalto - Phase 2 (Grandview Hills to Rock Hill Road)	Wood River	\$ 4,000,000.00			\$ 4,000,000.00			\$ 4,000,000.00		Riverbend
Goshen Trail to Bethalto - Phase 3 (Rock Hill Road to Moreland)	Bethalto	\$ 2,000,000.00			\$ 2,000,000.00			\$ 2,000,000.00		Riverbend
South Roxana Spur	South Roxana	\$ 250,000.00			\$ 250,000.00			\$ 250,000.00		Riverbend
	<b>Riverbend Total</b>	<b>\$ 12,150,000.00</b>	<b>\$ 400,000.00</b>	<b>\$ 388,000.00</b>	<b>\$ 11,362,000.00</b>	<b>\$ -</b>	<b>\$ -</b>	<b>\$ 11,362,000.00</b>		
Heritage Trail to Goshen Road Connector (157 Shared Use Path)	Glen Carbon	\$ 500,000.00			\$ 500,000.00			\$ 500,000.00		Central MadCo
IT Trail Phase 2 (Irma to Nickel Plate Trail)	Edwardsville	\$ 500,000.00			\$ 500,000.00			\$ 500,000.00		Central MadCo
Mid County Connector (Bluff Trail to Confluence Trail)	Hartford, Roxana, South Roxana	\$ 350,000.00			\$ 350,000.00			\$ 350,000.00		Central MadCo
Schoolhouse Trail @ 157 & Horseshoe Lake Rd (tunnel)	Collinsville	\$ 1,500,000.00	\$ 1,500,000.00		\$ -			\$ -		Central MadCo
Pleasant Ridge Rd Shared Use Path	Maryville	\$ 1,500,000.00			\$ 1,500,000.00			\$ 1,500,000.00		Central MadCo
	<b>Central MadCo Total</b>	<b>\$ 4,350,000.00</b>	<b>\$ 1,500,000.00</b>	<b>\$ -</b>	<b>\$ 2,850,000.00</b>	<b>\$ -</b>	<b>\$ -</b>	<b>\$ 2,850,000.00</b>		
Schoolhouse Trail @ 111 & Horseshoe Lake Rd (bridge)	Pontoon Beach	\$ 4,000,000.00		\$ 300,000.00	\$ 3,700,000.00	\$ 3,700,000.00		\$ -		Southwest MadCo
Confluence to Wilson Park	Granite City	\$ 1,500,000.00			\$ 1,500,000.00			\$ 1,500,000.00		Southwest MadCo
Madison Schoolhouse Trail Extension	Madison	\$ 1,500,000.00			\$ 1,500,000.00			\$ 1,500,000.00		Southwest MadCo
Venice Bike/Ped Connector	Venice	\$ 3,500,000.00			\$ 3,500,000.00		\$ 1,000,000.00	\$ 2,500,000.00		Southwest MadCo
	<b>Southwest MadCo Total</b>	<b>\$ 10,500,000.00</b>	<b>\$ -</b>	<b>\$ 300,000.00</b>	<b>\$ 10,200,000.00</b>	<b>\$ 3,700,000.00</b>	<b>\$ 1,000,000.00</b>	<b>\$ 5,500,000.00</b>		
Formosa East (Goshen Trail to Silver Creek Trail with Bridge)	Troy	\$ 4,000,000.00		\$ 500,000.00	\$ 3,500,000.00			\$ 3,500,000.00		East MadCo
Silver Creek Trail Phase 4 (IL-4 to St. Jacob)	St. Jacob	\$ 1,500,000.00			\$ 1,500,000.00			\$ 1,500,000.00		East MadCo
Silver Creek Trail Phase 5 (St. Jacob to Highland Park & Ride)	Highland	\$ 1,000,000.00			\$ 1,000,000.00			\$ 1,000,000.00		East MadCo
	<b>East MadCo Total</b>	<b>\$ 6,500,000.00</b>	<b>\$ -</b>	<b>\$ 500,000.00</b>	<b>\$ 6,000,000.00</b>	<b>\$ -</b>	<b>\$ -</b>	<b>\$ 6,000,000.00</b>		
Arts in Transit and Art on the Trails	County Wide	\$ 500,000.00	\$ 500,000.00		\$ -		\$ -	\$ -		Countywide
	<b>GRAND TOTAL</b>	<b>\$ 34,000,000.00</b>	<b>\$ 2,400,000.00</b>	<b>\$ 1,188,000.00</b>	<b>\$ 30,412,000.00</b>	<b>\$ 3,700,000.00</b>	<b>\$ 1,000,000.00</b>	<b>\$ 25,712,000.00</b>		

## **Freedom of Information Act (FOIA) Report**

**MAY 2026**

### **The following FOIA requests were received:**

#### **Edward Oldt, ACT – Non-Commercial Request (Received 5/1/2026 – Response sent 5/7/2026)**

Copy of the health insurance packet given to all MCT employees (example: Dispatchers) to include the financial breakdown of each plan offered to MCT employees. The financial breakdown is typically a cost breakdown given to employees detailing how much the employee pays toward each plan and how much the company pays for each plan offered. Requesting this from the most recent 2025 enrollment period.

A list of all incident/accident reports in a spreadsheet format for all bus drivers who had an accident or an incident where the bus driver either fell asleep behind the wheel, or it was suspected the driver appeared tired enough to be a cause of the incident/accident. Information requested in spreadsheet format should include the following fields: Incident/accident date, city location of event, event description.

#### **Data Admin – Non-Commercial Request (Received 5/7/2026 – Response sent 5/7/2026)**

All purchasing records for Vehicle Parts (Heavy duty: Bus, Garbage collection fleet, fire trucks, Police fleet, cement truck fleet, Truck fleets, school bus parts etc.) from Jan 1, 2025, to the present for Madison County Transit District. The request is limited to readily available records without physically copying, scanning, or printing paper documents. Any editable electronic format is acceptable, although an Excel or CSV file is preferred.

- 1) Purchase date
- 2) A brief description of the product purchased
- 3) Manufacturer's part number and other cross or matching references as available
- 4) Quantity of the product purchased
- 5) Price of the product purchased
- 6) Vendor name

## RESOLUTION 26-64

### AUTHORIZING AN AWARD OF CONTRACT FOR CYBERSECURITY SERVICES

**WHEREAS**, Madison County Mass Transit District (District) was created in December 1980 by resolution of the Madison County Board pursuant to Section 3 of the Local Mass Transit District Act, approved July 21, 1959, as amended (70 ILCS 3610/1 et. seq.); and,

**WHEREAS**, the District relies on a growing and complex technology environment—including on-premises servers, Microsoft 365 services, remote access, cloud-hosted business systems, endpoint devices, and networked physical security systems—to support fixed-route, paratransit, demand-response, finance, communications, physical security, and administrative operations; and,

**WHEREAS**, these critical systems require continuous monitoring and timely response capabilities, as a cybersecurity incident could disrupt essential transit operations such as dispatch, passenger service, communications, finance, or security; and

**WHEREAS**, Arctic Wolf Managed Detection and Response services provide specialized monitoring, threat detection, escalation of suspicious activity, and support for incident response actions, thereby supplementing internal IT resources with around-the-clock security visibility that would be difficult and more expensive to maintain internally; and

**WHEREAS**, the managed detection and response services are available for purchase from CDW Government LLC (CDW-G) through a competitively bid Joint Purchase Master Contract (JPMC) with the State of Illinois; and,

**WHEREAS**, the proposed three-year (36-month) committed term for Arctic Wolf services has a Year 1 cost of \$57,907.03, with an annual increase of 4.0%; and

**WHEREAS**, partial funding assistance for these services will be provided by the Illinois Department of Transportation (IDOT) through its Downstate Operating Assistance Grants.

**NOW, THEREFORE, BE IT RESOLVED BY THE BOARD OF TRUSTEES OF THE MADISON COUNTY MASS TRANSIT DISTRICT THAT:**

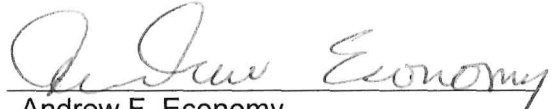
1. A contract be awarded to CDW Government LLC from Vernon Hills, Illinois, for the purchase of Arctic Wolf managed detection and response services, in the amount not to exceed one hundred eighty thousand, seven hundred sixty-three dollars (\$180,763.00).
2. Allen P. Adomite, Chairman, Christopher C. Guy, Vice Chairman, and/or Steven J. Morrison, Managing Director, of the Madison County Mass Transit District are hereby authorized to take all action necessary to execute, complete, and perform all obligations associated with the contract, including any and all change orders, and to take any such further actions as are necessary and appropriate on behalf of and in a manner most beneficial to the Madison County Mass Transit District.

**ADOPTED**, by the Board of Trustees of the Madison County Mass Transit District, Madison County, Illinois, on this twenty-fifth day of June 2026.




Allen P. Adomite, Chairman

\_\_\_\_\_  
Christopher C. Guy



Andrew F. Economy

\_\_\_\_\_  
Michael J. McCormick



John C. Williams

APPROVED as to Form:



\_\_\_\_\_  
Legal Counsel

## CERTIFICATE

I, Julie Repp, do hereby certify that I am the fully qualified and acting Secretary of the Board of Trustees of the Madison County Mass Transit District (District), and as such Secretary, I am the keeper of the records and files of the District.


I do further certify that at a duly constituted and legally convened meeting of the Board of Trustees of the District held on Thursday, June 25, 2026, a resolution was adopted in full accordance and conformity with the by-laws of the District and the statutes of the State of Illinois, as made and provided, and that the following is a full, complete, and true copy of the pertinent provisions of said Resolution.

**NOW, THEREFORE, BE IT RESOLVED BY THE BOARD OF TRUSTEES OF THE DISTRICT THAT:**

1. A contract be awarded to CDW Government LLC from Vernon Hills, Illinois, for the purchase of Arctic Wolf managed detection and response services, in the amount not to exceed one hundred eighty thousand, seven hundred sixty-three dollars (\$180,763.00).
2. Allen P. Adomite, Chairman, Christopher C. Guy, Vice Chairman, and/or Steven J. Morrison, Managing Director, of the Madison County Mass Transit District are hereby authorized to take all action necessary to execute, complete, and perform all obligations associated with the contract, including any and all change orders, and to take any such further actions as are necessary and appropriate on behalf of and in a manner most beneficial to the Madison County Mass Transit District.

I further certify that the original of the complete said Resolution is on file in the records of the District in my custody. I do further certify that the foregoing Resolution remains in full force and effect.

IN WITNESS WHEREOF, I have hereunto affixed my official signature as Secretary of the District on this twenty-fifth day of June 2026.

A handwritten signature in black ink, appearing to read "Julie Repp", is written over a solid horizontal line. The signature is cursive and includes a large loop at the beginning.

---

# Procurement Justification for Arctic Wolf Managed Detection and Response Services

---

**TO:** Steven J. Morrison, Managing Director; MCT Board of Trustees

**FROM:** Darrell Clubb, IT Director

**DATE:** June 8, 2026

**SUBJECT:** Justification for Three-Year Arctic Wolf Managed Detection and Response Contract

---

## Purpose

This memorandum provides the business and cybersecurity justification for approving a three-year Arctic Wolf managed detection and response contract. The purchase supports continued cybersecurity monitoring, threat detection, incident response readiness, and protection of MCT/ACT technology systems that support transit operations.

## Recommendation

Approve the Arctic Wolf services contract for a 36-month committed term and authorize the appropriate District representatives to execute the purchase and related documents, subject to final procurement, legal, and budget review. The detailed pricing is provided in the Financial Summary section below.

## Background

MCT relies on a growing technology environment to support fixed-route, paratransit, demand-response, finance, communications, physical security, and administrative operations. The District's environment includes on-premises servers, Microsoft 365 services, remote access, cloud-hosted business systems, endpoint devices, and networked physical security systems. These systems require continuous monitoring and timely response capability because a cybersecurity incident could disrupt dispatch, passenger service, communications, finance, or security operations.

## Business Justification

Arctic Wolf provides managed detection and response capabilities that supplement internal IT resources by monitoring systems, identifying suspicious activity, escalating threats, and supporting response actions. The service helps provide around-the-clock security visibility that would be difficult and more expensive to staff internally. Continuing this service supports operational resiliency, reduces the likelihood that a cyber incident will go undetected, and strengthens MCT's ability to respond quickly if suspicious activity is identified.

## Procurement Justification

Using an established cooperative purchasing vehicle helps support a compliant and efficient procurement process while leveraging competitively established contract pricing.

## Financial Summary

The Year 1 cost for the Arctic Wolf services is \$57,907.03. The quote includes 4.0% annual increase language for the 36-month committed term. Based on that increase, the estimated Year 2 cost is \$60,223.31 and the estimated Year 3 cost is \$62,632.24, resulting in an estimated total three-year cost not to exceed \$180,762.58. This equates to approximately \$5,021.18 per month over the full 36-month term for cybersecurity monitoring and related Arctic Wolf services.

## Risk Considerations

Failure to maintain managed detection and response coverage would increase the risk that malicious activity, account compromise, malware, or suspicious network behavior could go undetected until operational impact occurs. The District's current size and operational dependence on technology make continued monitoring a prudent

risk mitigation measure. The three-year term provides continuity of coverage and avoids a gap in cybersecurity oversight while the District continues to mature its broader cybersecurity and resilience program.

### **Conclusion**

Approval of this purchase is recommended because it supports critical cybersecurity monitoring, strengthens incident response readiness, helps protect essential transit operations, and provides continuity of managed security monitoring. The requested Board action is to approve the purchase of Arctic Wolf services for a 36-month commitment.

## RESOLUTION 26-65

### AUTHORIZING AN AWARD OF CONTRACT FOR THE PURCHASE OF MOBILE RADIO SYSTEM EQUIPMENT

**WHEREAS**, Madison County Mass Transit District (District) operates a critical 2-way radio communication system that serves as the primary communication backbone for its Operations and Fleet Maintenance departments; and,

**WHEREAS**, the existing Harris (originally GE) EDAC radio system, which has been in service since the late 1980s and operates on five (5) District-owned 800 MHz channels, reached end of life in 2012 and end of manufacturer support in 2017, with no new equipment available for purchase and limited options for repairs using used equipment from the secondary market; and,

**WHEREAS**, the current single-site system located in Edwardsville, Illinois, on an aging tower, presents significant risks of equipment failure, coverage gaps, and operational disruptions, and the District intends to add two additional repeater sites to improve coverage and build redundancy; and,

**WHEREAS**, the urgent replacement of the radio system is necessary to ensure the safe, reliable, and continued operation of the District's services, prior to the completion of a related tower replacement project; and,

**WHEREAS**, stakeholders have identified the need for a modern radio system to improve communication accessibility, reliability, and equipment readiness; provide better tools for monitoring radio health; maximize coverage area; reduce lost communications from failed mobile, portable, and base station equipment; and eliminate single-site vulnerabilities; and,

**WHEREAS**, a public safety communications technology and hardware solutions contract was competitively solicited and awarded by Sourcewell, a local government and service cooperative, to Motorola Solutions, Inc; and,


**WHEREAS**, the Sourcewell contract with Motorola is open to eligible entities, including municipal governmental entities such as the District, and Wireless USA of Maryland Heights, Missouri, an authorized Motorola reseller, and can provide the necessary radio system equipment at the contract discounted price of five hundred twenty-eight thousand, eight hundred fifty-eight dollars, and thirty cents (\$528,858.30); and,

**WHEREAS**, this purchase will be locally funded.

**NOW, THEREFORE**, BE IT RESOLVED BY THE BOARD OF TRUSTEES OF THE MADISON COUNTY MASS TRANSIT DISTRICT THAT:


1. Steven J. Morrison, Managing Director, of the Madison County Mass Transit District, is hereby authorized to award a contract for the purchase and delivery of radio system equipment, in accordance with the District's procurement policies and practices, to Wireless USA from Maryland Heights, Missouri, in the amount of five hundred twenty-eight thousand, eight hundred fifty-eight dollars, and thirty cents (\$528,858.30).
2. Allen P. Adomite, Chairman, Christopher C. Guy, Vice Chairman, and/or Steven J. Morrison, Managing Director, of the Madison County Mass Transit District are hereby authorized to take all action necessary to execute, complete, and perform all obligations associated with the contract, including any and all change orders, and to take any such further actions as are necessary and appropriate on behalf of and in a manner most beneficial to the Madison County Mass Transit District.

**ADOPTED**, by the Board of Trustees of the Madison County Mass Transit District, Madison County, Illinois, on this twenty-fifth day of June 2026.




Allen P. Adomite, Chairman

\_\_\_\_\_  
Christopher C. Guy



Andrew F. Economy

\_\_\_\_\_  
Michael J. McCormick



John C. Williams

APPROVED as to Form:



\_\_\_\_\_  
Legal Counsel

## CERTIFICATE

I, Julie Repp, do hereby certify that I am the fully qualified and acting Secretary of the Board of Trustees of the Madison County Mass Transit District (District), and as such Secretary, I am the keeper of the records and files of the District.


I do further certify that at a duly constituted and legally convened meeting of the Board of Trustees of the District held on Thursday, June 25, 2026, a resolution was adopted in full accordance and conformity with the by-laws of the District and the statutes of the State of Illinois, as made and provided, and that the following is a full, complete, and true copy of the pertinent provisions of said Resolution.

**NOW, THEREFORE, BE IT RESOLVED BY THE BOARD OF TRUSTEES OF THE DISTRICT THAT:**

1. Steven J. Morrison, Managing Director, of the Madison County Mass Transit District, is hereby authorized to award a contract for the purchase and delivery of radio system equipment, in accordance with the District's procurement policies and practices, to Wireless USA from Maryland Heights, Missouri, in the amount of five hundred twenty-eight thousand, eight hundred fifty-eight dollars, and thirty cents (\$528,858.30).
2. Allen P. Adomite, Chairman, Christopher C. Guy, Vice Chairman, and/or Steven J. Morrison, Managing Director, of the Madison County Mass Transit District are hereby authorized to take all action necessary to execute, complete, and perform all obligations associated with the contract, including any and all change orders, and to take any such further actions as are necessary and appropriate on behalf of and in a manner most beneficial to the Madison County Mass Transit District.

I further certify that the original of the complete said Resolution is on file in the records of the District in my custody. I do further certify that the foregoing Resolution remains in full force and effect.

IN WITNESS WHEREOF, I have hereunto affixed my official signature as Secretary of the District on this twenty-fifth day of June 2026.



\_\_\_\_\_

## RESOLUTION 26-66

### AUTHORIZING AN AWARD OF CONTRACT FOR MCT NATURE TRAIL RECONSTRUCTION

**WHEREAS**, Madison County Mass Transit District (District) was created in December 1980 by resolution of the Madison County Board pursuant to Section 3 of the Local Mass Transit District Act, approved July 21, 1959, as amended (70 ILCS 3610/1 et. seq.); and,

**WHEREAS**, the District passed a resolution on January 28, 1993, February 25, 1999, and again on April 27, 2006, to comply with 70 ILCS 3610/5(14) of the Local Mass Transit Act to acquire, develop, operate, and maintain bikeways and trails as a public service to benefit and offer recreational opportunities to the residents of and visitors to Madison County, Illinois; and,

**WHEREAS**, an Invitation for Bids (IFB) was issued on May 20, 2026, to select the lowest responsive and responsible bidder to reconstruct an on-road portion of the MCT Nature Trail as a separated class 1 bikeway from Kate St. to IL-203 in Granite City, Illinois; and,

**WHEREAS**, two bids were received, and Gleeson Asphalt, Inc. was identified as the apparent low bidder with a bid in the amount of \$315,563.97, which is 19.21% lower than the engineer's estimate; and,


**WHEREAS**, a price analysis concluded the bid price of Gleeson Asphalt, Inc. to be fair and reasonable, and a responsibility determination review concluded they exhibit adequate organization and other characteristics necessary to successfully carry out the project; and,

**WHEREAS**, this project will be locally funded.

**NOW, THEREFORE, BE IT RESOLVED BY THE BOARD OF TRUSTEES OF THE MADISON COUNTY MASS TRANSIT DISTRICT THAT:**

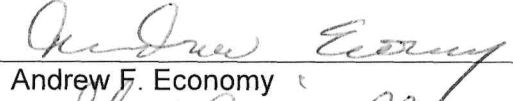
1. A notice of intent to award a contract be delivered to Gleeson Asphalt, Inc. of Belleville, Illinois, in the amount of three hundred fifteen thousand five hundred sixty-three dollars and ninety-seven cents (\$315,563.97), subject to additions and deductions based on the actual quantities used, for construction of the project known as Nature Trail Reconstruct Kate St. to IL-203 No. 26-1-22302.
2. Pending the receipt of required documentation from Gleeson Asphalt, Inc. within the time period specified in the IFB, expiration of the District's bid protest period, and execution of a grant agreement, the District authorizes the award of a contract and notice to proceed be delivered to Gleeson Asphalt, Inc. of Belleville, Illinois, in the amount of three hundred fifteen thousand five hundred sixty-three dollars and ninety-seven cents (\$315,563.97), subject to additions and deductions based on the actual quantities used, for construction of the project known as Nature Trail Reconstruct Kate St. to IL-203 No. 26-1-22302.
3. Madison County Mass Transit District Capital Budget shall be adjusted as necessary to reflect the approved project costs, funded through local funds.
4. Allen P. Adomite, Chairman, Christopher C. Guy, Vice Chairman, and/or Steven J. Morrison, Managing Director, of the Madison County Mass Transit District are hereby authorized to take all action necessary to execute, complete, and perform all obligations associated with the contract, including any and all change orders, and to take any such further actions as are necessary and appropriate on behalf of and in a manner most beneficial to the Madison County Mass Transit District.

**ADOPTED**, by the Board of Trustees of the Madison County Mass Transit District, Madison County, Illinois, on this twenty-fifth day of June 2026.



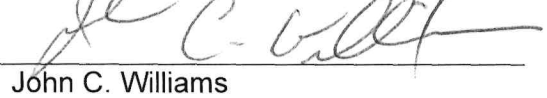
Allen P. Adomite, Chairman

\_\_\_\_\_  
Christopher C. Guy



Andrew F. Economy

\_\_\_\_\_  
Michael J. McCormick



John C. Williams

APPROVED as to Form:



\_\_\_\_\_  
Legal Counsel

## CERTIFICATE

I, Julie Repp, do hereby certify that I am the fully qualified and acting Secretary of the Board of Trustees of the Madison County Mass Transit District (District), and as such Secretary, I am the keeper of the records and files of the District.


I do further certify that at a duly constituted and legally convened meeting of the Board of Trustees of the District held on Thursday, June 25, 2026, a resolution was adopted in full accordance and conformity with the by-laws of the District and the statutes of the State of Illinois, as made and provided, and that the following is a full, complete, and true copy of the pertinent provisions of said Resolution.

**NOW, THEREFORE, BE IT RESOLVED BY THE BOARD OF TRUSTEES OF THE DISTRICT THAT:**

1. A notice of intent to award a contract be delivered to Gleeson Asphalt, Inc. of Belleville, Illinois, in the amount of three hundred fifteen thousand five hundred sixty-three dollars and ninety-seven cents (\$315,563.97), subject to additions and deductions based on the actual quantities used, for construction of the project known as Nature Trail Reconstruct Kate St. to IL-203 No. 26-1-22302.
2. Pending the receipt of required documentation from Gleeson Asphalt, Inc. within the time period specified in the IFB, expiration of the District's bid protest period, and execution of a grant agreement, the District authorizes the award of a contract and notice to proceed be delivered to Gleeson Asphalt, Inc. of Belleville, Illinois, in the amount of three hundred fifteen thousand five hundred sixty-three dollars and ninety-seven cents (\$315,563.97), subject to additions and deductions based on the actual quantities used, for construction of the project known as Nature Trail Reconstruct Kate St. to IL-203 No. 26-1-22302.
3. Madison County Mass Transit District Capital Budget shall be adjusted as necessary to reflect the approved project costs, funded through local funds.
4. Allen P. Adomite, Chairman, Christopher C. Guy, Vice Chairman, and/or Steven J. Morrison, Managing Director, of the Madison County Mass Transit District are hereby authorized to take all action necessary to execute, complete, and perform all obligations associated with the contract, including any and all change orders, and to take any such further actions as are necessary and appropriate on behalf of and in a manner most beneficial to the Madison County Mass Transit District.

I further certify that the original of the complete said Resolution is on file in the records of the District in my custody. I do further certify that the foregoing Resolution remains in full force and effect.

IN WITNESS WHEREOF, I have hereunto affixed my official signature as Secretary of the District on this twenty-fifth day of June 2026.



\_\_\_\_\_

**To:** SJ Morrison, Managing Director  
**From:** Penny Brown, Director of Grants and Procurement  
J'Vaughn Williams, Procurement Project Manager  
**Project:** Nature Trail Reconstruct Kate St. to IL-203 26-1-22302  
**Date:** June 18, 2026

An Invitation for Bids (IFB) was issued on May 20, 2026, seeking sealed bids for the Nature Trail Reconstruction project. This project consists of reconstructing an on-road portion of the MCT Nature Trail as a separated class 1 bikeway from Kate St. to IL-203 in Granite City, Illinois. Items of work include removals, HMA paving, concrete sidewalk, cement modified soils, earthwork, pipe culverts and sewer structure adjustments, signage and striping, and other ancillary items of work in accordance with the plans and specifications.

Two bids were received. Gleeson Asphalt, Inc. was identified as the apparent low bidder. A price analysis deemed their bid price fair and reasonable; their bid was 19.21% lower than the engineer's cost estimate. A responsibility determination review concluded they exhibit adequate organizational, and other characteristics necessary to successfully carry out the project.

Substantial completion of the project is anticipated to occur within 90 calendar days from notice-to-proceed.

Recommendation is being made for a contract award to the lowest responsive and responsible bidder, Gleeson Asphalt, Inc., in the amount of \$315,563.97, subject to additions and deductions based on the actual quantities used for construction of the project known as Nature Trail Reconstruct Kate St. to IL-203 No. 26-1-22302.

<b>Bidder</b>	<b>Bid</b>	<b>Notes</b>
Gleeson Asphalt, Inc. Belleville, Illinois	\$315,563.97	Contract award recommendation
Stutz Excavating, Inc. Alton, Illinois	\$405,831.25	

MEMORANDUM

TO: Members of the Media  
FROM: SJ Morrison, Managing Director  
DATE: June 25, 2026  
SUBJECT: Fiscal Year 2027 Schedule of Board Meeting Dates

The following will serve as notice of the regular meetings of the Madison County Mass Transit District Board of Trustees. The meetings will be held at 9:00 a.m. at the new MCT Administration Building, located at 1 Transit Way, Pontoon Beach, Illinois.

July 23, 2026  
August 27, 2026  
September 24, 2026  
October 29, 2026  
November 19, 2026  
December 17, 2026  
January 28, 2027  
February 25, 2027  
March 25, 2027  
April 29, 2027  
May 27, 2027  
June 24, 2027