

AGENDA
Board of Trustees Meeting
Madison County Mass Transit District
8:30 a.m., Thursday, June 29, 2023
1 Transit Way, Pontoon Beach, Illinois

<u>Section</u>	<u>Item</u>	<u>Recommendation</u>
I.	Pledge of Allegiance.	
II.	Call to Order: Roll Call.	
III.	Public Comments.	
IV.	Hearing and Public Comment Period for Annual Operating and Capital Budget and Appropriation Ordinance	Discussion/Action
V.	<u>Consideration of the minutes of the May 31, 2023, regular meeting, for inclusion in the District's official records.</u>	Discussion/Action
VI.	<u>Financial:</u>	
	A. Payments and Claims: Consideration of the June 2023 Claims for Payment	Discussion/Action
	B. Monthly Financial Report: Review of the Monthly Financial Records as of May 31, 2023	Discussion/Action
	C. Resolution 23-58 Amending the FY 2023 Operating Budget	Discussion/Action
	D. Ordinance 23-02 Adoption of the Annual Operating and Capital Budget and Appropriation Ordinance of the Madison County Mass Transit District Madison County, Illinois for the Fiscal Year Beginning July 1, 2023, and Ending June 30, 2024	Discussion/Action
VII.	<u>Services:</u>	
	A. Managing Directors Report	Information
	B. Resolution 23-59 Authorizing the Filing of an Application with Metro East Parks and Recreation District for FY 2024 Park and Trail Grant Program to Construct MCT Schoolhouse Trail Bridge over Illinois Route 111.	Discussion/Action
VIII.	<u>Other Business:</u>	
	A. Proposed FY 2024 Schedule of Board Meeting Dates	Discussion/Action
IX.	<u>Adjournment</u>	Discussion/Action

Next meeting date: July 27, 2023

MINUTES

Board of Trustees

Madison County Mass Transit District
8:30 a.m., Thursday, May 31, 2023
1 Transit Way, Pontoon Beach, Illinois

I. Pledge of Allegiance

Chairman Jedda led the reciting of the Pledge of Allegiance.

II. Call to Order: Roll Call

Jedda called the meeting to order at 8:30 a.m.

MEMBERS PRESENT: ALLEN P. ADOMITE, CHRISTOPHER C. GUY, AND RONALD L JEDDA

MEMBERS ABSENT: ANDREW F. ECONOMY

OTHERS PRESENT: PHIL ROGGIO, ACT; MICHELLE DOMER, ACT; PENNY BROWN, ACT; ACT; ROB SCHMIDT, ACT; AMANDA SMITH, ACT; JULIE REPP, ACT, JOE DOMER, ACT; DAVID LIVINGSTONE, LEGAL COUNSEL

III. Public Comments:

No public comments.

IV. Consideration of the minutes of the April 27, 2023, regular meeting for inclusion in the Official Records of the District.

ADOMITE MADE THE MOTION, SECONDED BY GUY, TO APPROVE THE MINUTES FOR INCLUSION IN THE OFFICIAL RECORDS OF THE DISTRICT.

A ROLL CALL VOTE FOLLOWED:

ALLEN P. ADOMITE	AYE
CHRISTOPHER C. GUY	AYE
RONALD L JEDDA	AYE

ALL AYES. NO NAYS. MOTION CARRIED

V. Financial

A Payments and Claims: Consideration of the May 2023 claims for payment:

ADOMITE MADE THE MOTION, SECONDED BY GUY, TO APPROVE THE PAYMENTS AND CLAIMS

A ROLL CALL VOTE FOLLOWED:

ALLEN P. ADOMITE	AYE
CHRISTOPHER C. GUY	AYE
RONALD L. JEDDA	AYE

ALL AYES. NO NAYS. MOTION CARRIED.

- B. Monthly Financial Report: Review of the monthly financial records as of April 30, 2023.

ADOMITE MADE THE MOTION, SECONDED BY GUY, TO APPROVE THE MONTHLY FINANCIAL REPORT AS OF APRIL 30, 2023.

A ROLL CALL VOTE FOLLOWED:

ALLEN P. ADOMITE	AYE
CHRISTOPHER C. GUY	AYE
RONALD L. JEDDA	AYE

ALL AYES. NO NAYS. MOTION CARRIED.

VI. Services

- A. Managing Director's Report:

Managing Director, SJ Morrison, presented the Managing Director's Report.

- B. ADOMITE MADE THE MOTION, SECONDED BY GUY, TO APPROVE THE FOLLOWING RESOLUTION:

23-53 APPROVAL TO AWARD CONTRACTS FOR 4-WHEEL DRIVE SPORT UTILITY VEHICLES

A ROLL CALL VOTE FOLLOWED:

ALLEN P. ADOMITE	AYE
CHRISTOPHER C. GUY	AYE
RONALD L. JEDDA	AYE

ALL AYES. NO NAYS. MOTION CARRIED.

- C. ADOMITE MADE THE MOTION, SECONDED BY GUY, TO APPROVE THE FOLLOWING RESOLUTION:

23-54 AUTHORIZING AN AWARD OF CONTRACT FOR TECHNOLOGY SERVICES

A ROLL CALL VOTE FOLLOWED:

ALLEN P. ADOMITE AYE
CHRISTOPHER C. GUY AYE
RONALD L JEDDA AYE

ALL AYES. NO NAYS. MOTION CARRIED.

- D. ADOMITE MADE THE MOTION, SECONDED BY GUY, TO APPROVE THE FOLLOWING RESOLUTION:

23-55 AUTHORIZING AN AWARD OF CONTRACT FOR ENGINEERING SERVICES

A ROLL CALL VOTE FOLLOWED:

ALLEN P. ADOMITE AYE
CHRISTOPHER C. GUY AYE
RONALD L JEDDA AYE

ALL AYES. NO NAYS. MOTION CARRIED.

- E. ADOMITE MADE THE MOTION, SECONDED BY GUY, TO APPROVE THE FOLLOWING RESOLUTION:

23-56 AUTHORIZING EXECUTION OF AN AGREEMENT WITH THE MADISON COUNTY STATE'S ATTORNEY

A ROLL CALL VOTE FOLLOWED:

ALLEN P. ADOMITE AYE
CHRISTOPHER C. GUY AYE
RONALD L JEDDA AYE

ALL AYES. NO NAYS. MOTION CARRIED.

- F. ADOMITE MADE THE MOTION, SECONDED BY GUY, TO APPROVE THE FOLLOWING RESOLUTION:

23-57 AUTHORIZING AWARD OF CONTRACT FOR BODY SHOP HEATER REPLACEMENT

A ROLL CALL VOTE FOLLOWED:

ALLEN P. ADOMITE AYE
CHRISTOPHER C. GUY AYE
RONALD L JEDDA AYE

ALL AYES. NO NAYS. MOTION CARRIED.

- G. Morrison, the Board, and Smith discussed the August Service Change.

VII. Executive session to discuss the purchase or lease of real property under (5) of the Open Meetings Act (5 ILCS 120/2(c)).

ADOMITE MADE THE MOTION, SECONDED BY GUY, TO MOVE INTO EXECUTIVE (CLOSED) SESSION TO DISCUSS THE PURCHASE OR LEASE OF REAL PROPERTY UNDER (5) OF THE OPEN MEETINGS ACT (5 ILCS 120/2(C)).

A ROLL CALL VOTE FOLLOWED:

ALLEN P. ADOMITE	AYE
CHRISTOPHER C. GUY	AYE
RONALD L JEDDA	AYE

ALL AYES. NO NAYS. MOTION CARRIED

ADOMITE MADE THE MOTION, SECONDED BY GUY, TO RETURN TO OPEN SESSION.

A ROLL CALL VOTE FOLLOWED:

ALLEN P. ADOMITE	AYE
CHRISTOPHER C. GUY	AYE
RONALD L JEDDA	AYE

ALL AYES. NO NAYS. MOTION CARRIED

VIII. Other Business

No other business was discussed.

IX. Adjournment:

ADOMITE MADE THE MOTION, SECONDED BY GUY TO ADJOURN.


A ROLL CALL VOTE FOLLOWED:

ALLEN P. ADOMITE	AYE
CHRISTOPHER C. GUY	AYE
RONALD L JEDDA	AYE

ALL AYES. NO NAYS. MOTION CARRIED.

Meeting adjourned at 9:46 a.m.

Respectfully submitted.



Madison County Mass Transit District



CHECK REGISTER

CASH ACCOUNT: 10000000 10101 Checking Account
 CHECK NO CHK DATE TYPE VENDOR NAME VOUCHER INVOICE

INV DATE PO WARRANT NET

4230701	06/08/2023	PRTD	1902 City of Collinsville		052623WSCTC	05/26/2023		060823	107.16
						CHECK	4230701	TOTAL:	107.16
4230702	06/08/2023	PRTD	1253 City Treasurer-Grani		052523GCTC	05/25/2023		060823	17.16
						CHECK	4230702	TOTAL:	17.16
4230703	06/08/2023	PRTD	1436 City of Highland		MAY23HPR	06/05/2023		060823	107.83
						CHECK	4230703	TOTAL:	107.83
4230704	06/08/2023	PRTD	3984 City of Troy		060223SPTPR	06/02/2023		060823	15.31
					060223WSTPR	06/02/2023		060823	26.90
						CHECK	4230704	TOTAL:	42.21
4230705	06/08/2023	PRTD	2047 City of Wood River		060723WSWRTC	06/07/2023		060823	20.44
					060723SPWRTC	06/07/2023		060823	6.50
						CHECK	4230705	TOTAL:	26.94
4230706	06/08/2023	PRTD	4079 East Alton Water Dep		060123EGPRIR	06/01/2023		060823	18.00
					060123EGPRWS	06/01/2023		060823	36.00
						CHECK	4230706	TOTAL:	54.00
4230707	06/08/2023	PRTD	1220 Illinois American Wa		060223AHSRIR	06/02/2023		060823	45.73
						CHECK	4230707	TOTAL:	45.73
4230708	06/08/2023	PRTD	1220 Illinois American Wa		060223AHSRWS	06/02/2023		060823	130.48
						CHECK	4230708	TOTAL:	130.48
4230709	06/08/2023	PRTD	1733 Johnny on the Spot #		47-000260285	05/31/2023		060823	1,505.65
						CHECK	4230709	TOTAL:	1,505.65

CHECK REGISTER

CASH ACCOUNT: 10000000 10101 Checking Account
 CHECK NO CHK DATE TYPE VENDOR NAME VOUCHER INVOICE

INV DATE PO WARRANT NET

4230710	06/08/2023	PRTD	1051 Pontoon Beach Public	060223-1	06/02/2023	060823	420.52
				060223-2	06/02/2023	060823	594.65
				060223BW	06/02/2023	060823	490.64
				060223N	06/02/2023	060823	32.66
				060223SS	06/02/2023	060823	30.00
				060223T	06/02/2023	060823	33.72

CHECK 4230710 TOTAL: 1,602.19

4230711	06/08/2023	PRTD	1932 Wex Bank	89657090	05/31/2023	060823	8,353.88
---------	------------	------	---------------	----------	------------	--------	----------

CHECK 4230711 TOTAL: 8,353.88

NUMBER OF CHECKS 11 *** CASH ACCOUNT TOTAL *** 11,993.23

	COUNT	AMOUNT
TOTAL PRINTED CHECKS	11	11,993.23

*** GRAND TOTAL *** 11,993.23

Madison County Mass Transit District (Madison C
 1 Transit Way
 Pontoon Beach, IL 62040
 United States
 37-1099038

Pay Statements
Pay Statement - Board

Last Name	First Name	#	Pay Period Start	Pay Period End	Pay Date	Gross	Reimbursement	Taxes (EE)	Net Payment
JEDDA	RONALD	-3726	05/01/2023	05/31/2023	06/29/2023	\$200.00	\$13.02	\$200.00	\$13.02
GUY	CHRISTOPHER	-3725	05/01/2023	05/31/2023	06/29/2023	\$200.00	-	\$15.30	\$184.70
ECONOMY	ANDREW	-3724	05/01/2023	05/31/2023	06/29/2023	\$200.00	-	\$15.30	\$184.70
ADOMITE	ALLEN	-3723	05/01/2023	05/31/2023	06/29/2023	\$200.00	-	\$200.00	-
Report Total						\$800.00	\$13.02	\$430.60	\$382.42



ELECTRONIC FUNDS TRANSFER REGISTER

CASH ACCOUNT: 10000000 10101 Checking Account
 CHECK NO CHK DATE TYPE VENDOR NAME

CHECK NO	CHK DATE	TYPE	VENDOR NAME	VOUCHER	INVOICE	INV DATE	PO	WARRANT	NET
9230017	06/16/2023	PRTD	4103 Edwardsville Title &		061623	06/16/2023		EFT0616	973,838.18
							CHECK	9230017 TOTAL:	973,838.18
				NUMBER OF CHECKS	1		*** CASH ACCOUNT TOTAL ***		973,838.18
				TOTAL PRINTED CHECKS		COUNT	AMOUNT		
						1	973,838.18		
							*** GRAND TOTAL ***		973,838.18

Madison County Mass Transit District



CHECK REGISTER

CASH ACCOUNT: 10000000 10101 Checking Account

CHECK NO	CHK DATE	TYPE	VENDOR NAME	VOUCHER	INVOICE	INV DATE	PO	WARRANT	NET
4230712	06/19/2023	PRTD	1043 AT&T		JUN23	06/01/2023		061423	22.93
						CHECK	4230712	TOTAL:	22.93
4230713	06/19/2023	PRTD	1433 City of Edwardsville		061523L	06/12/2023		061423	55.45
					061523SPEPR	06/12/2023		061423	10.76
					061523WSEPR	06/12/2023		061423	106.82
						CHECK	4230713	TOTAL:	173.03
4230714	06/19/2023	PRTD	1220 Illinois American Wa		061223SPATC	06/12/2023		061423	71.05
						CHECK	4230714	TOTAL:	71.05
4230715	06/19/2023	PRTD	1220 Illinois American wa		061223WSATC	06/12/2023		061423	199.94
						CHECK	4230715	TOTAL:	199.94
					NUMBER OF CHECKS	4		*** CASH ACCOUNT TOTAL ***	466.95
					TOTAL PRINTED CHECKS	COUNT	4	AMOUNT	466.95
								*** GRAND TOTAL ***	466.95

Madison County Mass Transit District



CHECK REGISTER

CASH ACCOUNT: 10000000 10101 Checking Account
 CHECK NO CHK DATE TYPE VENDOR NAME

CHECK NO	CHK DATE	TYPE	VENDOR NAME	VOUCHER	INVOICE	INV DATE	PO	WARRANT	NET
4230716	06/29/2023	PRTD	4012 AAIC, Inc.		17280	06/08/2023		062923	30.26
					17279	06/08/2023		062923	15,605.07
						CHECK	4230716	TOTAL:	15,635.33
4230717	06/29/2023	PRTD	2501 Agency for Community		MAY23BW	06/20/2023		062923	85,912.88
					MAY23RS	06/20/2023		062923	60,958.73
					MAY23VP	06/20/2023		062923	-2,317.53
					MAY23DR	06/20/2023		062923	213,494.04
					MAY23FR	06/20/2023		062923	1,705,268.94
						CHECK	4230717	TOTAL:	2,063,317.06
4230718	06/29/2023	PRTD	1050 Ameren Illinois		MAY23	06/14/2023		062923	1,042.48
						CHECK	4230718	TOTAL:	1,042.48
4230719	06/29/2023	PRTD	1501 Ameren Illinois		0523ILRt3PR	05/26/2023		062923	325.62
						CHECK	4230719	TOTAL:	325.62
4230720	06/29/2023	PRTD	1501 Ameren Illinois		052523ATC	05/25/2023		062923	193.14
						CHECK	4230720	TOTAL:	193.14
4230721	06/29/2023	PRTD	1501 Ameren Illinois		0526231Bluff	05/26/2023		062923	29.72
						CHECK	4230721	TOTAL:	29.72
4230722	06/29/2023	PRTD	1501 Ameren Illinois		052623Bluff	05/26/2023		062923	29.04
						CHECK	4230722	TOTAL:	29.04
4230723	06/29/2023	PRTD	1501 Ameren Illinois		052623GLPR	05/26/2023		062923	490.11
						CHECK	4230723	TOTAL:	490.11

CHECK REGISTER

CASH ACCOUNT: 10000000 10101 Checking Account

CHECK NO	CHK DATE	TYPE	VENDOR NAME	VOUCHER	INVOICE	INV DATE	PO	WARRANT	NET
4230724	06/29/2023	PRTD	1501 Ameren Illinois		052623Nature	05/26/2023		062923	28.60
							CHECK	4230724 TOTAL:	28.60
4230725	06/29/2023	PRTD	1501 Ameren Illinois		053023Bluff	05/30/2023		062923	29.04
							CHECK	4230725 TOTAL:	29.04
4230726	06/29/2023	PRTD	1501 Ameren Illinois		053023Nature	05/30/2023		062923	74.85
							CHECK	4230726 TOTAL:	74.85
4230727	06/29/2023	PRTD	1501 Ameren Illinois		060123-NBldg	06/01/2023		062923	172.36
							CHECK	4230727 TOTAL:	172.36
4230728	06/29/2023	PRTD	1501 Ameren Illinois		060123Bldg2	06/01/2023		062923	4,082.37
							CHECK	4230728 TOTAL:	4,082.37
4230729	06/29/2023	PRTD	1501 Ameren Illinois		060123EPR	06/01/2023		062923	326.82
							CHECK	4230729 TOTAL:	326.82
4230730	06/29/2023	PRTD	1501 Ameren Illinois		060123WashBy	06/01/2023		062923	271.20
							CHECK	4230730 TOTAL:	271.20
4230731	06/29/2023	PRTD	1501 Ameren Illinois		060123woodRv	06/01/2023		062923	35.89
							CHECK	4230731 TOTAL:	35.89
4230732	06/29/2023	PRTD	1501 Ameren Illinois		060123worden	06/01/2023		062923	28.87
							CHECK	4230732 TOTAL:	28.87
4230733	06/29/2023	PRTD	1501 Ameren Illinois		060523Base	06/05/2023		062923	146.39
							CHECK	4230733 TOTAL:	146.39

CHECK REGISTER

CASH ACCOUNT: 10000000 10101 Checking Account

CHECK NO	CHK DATE	TYPE	VENDOR NAME	VOUCHER	INVOICE	INV DATE	PO	WARRANT	NET
4230734	06/29/2023	PRTD	1501 Ameren Illinois		060523ETC	06/05/2023		062923	476.86
							CHECK	4230734 TOTAL:	476.86
4230735	06/29/2023	PRTD	1501 Ameren Illinois		060523North	06/05/2023		062923	190.45
							CHECK	4230735 TOTAL:	190.45
4230736	06/29/2023	PRTD	1501 Ameren Illinois		060523Wtrshd	06/05/2023		062923	28.88
							CHECK	4230736 TOTAL:	28.88
4230737	06/29/2023	PRTD	1501 Ameren Illinois		060623North	06/06/2023		062923	69.52
							CHECK	4230737 TOTAL:	69.52
4230738	06/29/2023	PRTD	1501 Ameren Illinois		060823GCPR	06/08/2023		062923	51.47
							CHECK	4230738 TOTAL:	51.47
4230739	06/29/2023	PRTD	1501 Ameren Illinois		060823SJPR	06/08/2023		062923	33.72
							CHECK	4230739 TOTAL:	33.72
4230740	06/29/2023	PRTD	1501 Ameren Illinois		060823TPR	06/08/2023		062923	60.69
							CHECK	4230740 TOTAL:	60.69
4230741	06/29/2023	PRTD	1501 Ameren Illinois		060923TPR	06/09/2023		062923	195.34
							CHECK	4230741 TOTAL:	195.34
4230742	06/29/2023	PRTD	1501 Ameren Illinois		1123Trailer	06/01/2023		062923	359.65
							CHECK	4230742 TOTAL:	359.65
4230743	06/29/2023	PRTD	1501 Ameren Illinois		MAY23	06/06/2023		062923	3,307.71
							CHECK	4230743 TOTAL:	3,307.71

Madison County Mass Transit District



CHECK REGISTER

CASH ACCOUNT: 10000000 10101 Checking Account
 CHECK NO CHK DATE TYPE VENDOR NAME VOUCHER INVOICE

INV DATE PO WARRANT NET

4230744	06/29/2023	PRTD	1501 Ameren Illinois		MAY23AHSR	06/05/2023		062923	494.04
						CHECK	4230744	TOTAL:	494.04
4230745	06/29/2023	PRTD	1501 Ameren Illinois		MAY23L	06/06/2023		062923	192.85
						CHECK	4230745	TOTAL:	192.85
4230746	06/29/2023	PRTD	1501 Ameren Illinois		MAY23MainGT	06/01/2023		062923	12.17
						CHECK	4230746	TOTAL:	12.17
4230747	06/29/2023	PRTD	2031 Best-One Fleet Servi		3200007411	06/02/2023		062923	47.50
					3200007226	05/30/2023		062923	465.50
						CHECK	4230747	TOTAL:	513.00
4230748	06/29/2023	PRTD	4100 Bommarito Nissan		N28938	05/24/2023	12300042	062923	45,695.00
						CHECK	4230748	TOTAL:	45,695.00
4230749	06/29/2023	PRTD	4075 Bridgestone Americas		6544201691	06/14/2023		062923	612.06
						CHECK	4230749	TOTAL:	612.06
4230750	06/29/2023	PRTD	4101 ConvergeOne, Inc		IE554716	06/07/2023	12300037	062923	50,234.90
						CHECK	4230750	TOTAL:	50,234.90
4230751	06/29/2023	PRTD	4087 Evenergi LLC		INV-2266	05/25/2023		062923	10,515.00
						CHECK	4230751	TOTAL:	10,515.00
4230752	06/29/2023	PRTD	1029 Fort Russell Townshi		060923	06/09/2023		062923	285.90
						CHECK	4230752	TOTAL:	285.90
4230753	06/29/2023	PRTD	4096 Gillihan Concrete In		5488	02/20/2023		062923	3,475.00

Madison County Mass Transit District



CHECK REGISTER

CASH ACCOUNT: 10000000 10101 Checking Account
 CHECK NO CHK DATE TYPE VENDOR NAME VOUCHER INVOICE

INV DATE PO WARRANT NET

CHECK NO	CHK DATE	TYPE	VENDOR NAME	VOUCHER	INVOICE	INV DATE	PO	WARRANT	NET
								CHECK 4230753 TOTAL:	3,475.00
4230754	06/29/2023	PRTD	4042 Illinois Power Marke		421122123051	05/26/2023		062923	6,635.18
								CHECK 4230754 TOTAL:	6,635.18
4230755	06/29/2023	PRTD	3920 The Jerry Costello G		JUL23	06/06/2023		062923	7,000.00
								CHECK 4230755 TOTAL:	7,000.00
4230756	06/29/2023	PRTD	1439 Juneau Associates, I		48333	04/29/2023		062923	460.00
					48397	04/29/2023		062923	11,905.75
					48398	04/29/2023		062923	7,800.00
								CHECK 4230756 TOTAL:	20,165.75
4230757	06/29/2023	PRTD	1437 Keller Construction,		060823	06/08/2023	12300016	062923	388,300.08
								CHECK 4230757 TOTAL:	388,300.08
4230758	06/29/2023	PRTD	1602 Madison County State		JUL23	06/06/2023		062923	8,000.00
								CHECK 4230758 TOTAL:	8,000.00
4230759	06/29/2023	PRTD	4102 Mansfield Power & Ga		MAY23	06/14/2023		062923	122.81
								CHECK 4230759 TOTAL:	122.81
4230760	06/29/2023	PRTD	4092 Nameoki Township		061323	06/08/2023		062923	667.32
								CHECK 4230760 TOTAL:	667.32
4230761	06/29/2023	PRTD	1698 O'Brien Tire & Auto		0243756	05/26/2023		062923	132.50
					0244136	06/14/2023		062923	189.00
					0244142	06/14/2023		062923	2,483.64
								CHECK 4230761 TOTAL:	2,805.14

Madison County Mass Transit District



CHECK REGISTER

CASH ACCOUNT: 10000000 10101 Checking Account
 CHECK NO CHK DATE TYPE VENDOR NAME VOUCHER INVOICE

INV DATE PO WARRANT NET

4230762	06/29/2023	PRTD	1173 Oates Associates, In	37393		06/15/2023		062923	1,150.00
						CHECK	4230762	TOTAL:	1,150.00
4230763	06/29/2023	PRTD	2044 Petroleum Traders Co	1888689		05/25/2023		062923	19,642.33
				1888690		05/26/2023		062923	19,042.31
				1890008		05/31/2023		062923	18,597.34
				1890868		06/02/2023		062923	18,685.87
				1891714		06/06/2023		062923	19,034.74
				1892735		06/08/2023		062923	23,337.71
				1890872		06/02/2023		062923	2,010.50
				1893106		06/09/2023		062923	18,806.58
				1893892		06/13/2023		062923	18,230.77
						CHECK	4230763	TOTAL:	157,388.15
4230764	06/29/2023	PRTD	1503 RCS Construction, In	154463		06/01/2023	12300014	062923	112,500.00
						CHECK	4230764	TOTAL:	112,500.00
4230765	06/29/2023	PRTD	4061 Sheppard, Morgan & S	41701		05/31/2023		062923	3,983.50
				41677		05/25/2023		062923	7,011.70
						CHECK	4230765	TOTAL:	10,995.20
4230766	06/29/2023	PRTD	4007 Stutz Excavating Inc	061323		06/13/2023	12300031	062923	166,938.87
						CHECK	4230766	TOTAL:	166,938.87
4230767	06/29/2023	PRTD	3980 The Bancorp Bank	597159		05/31/2023	12100078	062923	706.54
						CHECK	4230767	TOTAL:	706.54
4230768	06/29/2023	PRTD	1506 Village of Glen Carb	INV00638		05/18/2023		062923	402.23

CHECK REGISTER

CASH ACCOUNT: 10000000 10101 Checking Account
 CHECK NO CHK DATE TYPE VENDOR NAME VOUCHER INVOICE

CHECK NO	CHK DATE	TYPE	VENDOR NAME	VOUCHER	INVOICE	INV DATE	PO	WARRANT	NET
								CHECK 4230768 TOTAL:	402.23
4230769	06/29/2023	PRTD	1737 wheatland Title Comp		676355	06/05/2023		062923	457.00
								CHECK 4230769 TOTAL:	457.00
4230770	06/29/2023	PRTD	3923 Xerox Corporation		018954386	06/01/2023	12200093	062923	57.00
								CHECK 4230770 TOTAL:	57.00
NUMBER OF CHECKS						55	*** CASH ACCOUNT TOTAL ***		3,087,354.37
TOTAL PRINTED CHECKS							COUNT	AMOUNT	
						55	3,087,354.37		
							*** GRAND TOTAL ***		3,087,354.37

ELECTRONIC FUNDS TRANSFER REGISTER

CASH ACCOUNT: 10000000 10101 Checking Account
 CHECK NO CHK DATE TYPE VENDOR NAME VOUCHER INVOICE

CHECK NO	CHK DATE	TYPE	VENDOR NAME	VOUCHER	INVOICE	INV DATE	PO	WARRANT	NET
9230018	06/27/2023	PRTD	1737 wheatland Title Comp		062723-1	06/27/2023		EFT0627	91,490.38
							CHECK	9230018 TOTAL:	91,490.38
9230019	06/27/2023	PRTD	1737 wheatland Title Comp		062723-2	06/27/2023		EFT0627	88,704.77
							CHECK	9230019 TOTAL:	88,704.77
NUMBER OF CHECKS						2	*** CASH ACCOUNT TOTAL ***		180,195.15
TOTAL PRINTED CHECKS							COUNT	AMOUNT	
						2		180,195.15	
								*** GRAND TOTAL ***	180,195.15

CHECK REGISTER

CASH ACCOUNT: 10000000 10101 Checking Account
 CHECK NO CHK DATE TYPE VENDOR NAME VOUCHER INVOICE

CHECK NO	CHK DATE	TYPE	VENDOR NAME	VOUCHER	INVOICE	INV DATE	PO	WARRANT	NET
4230771	06/29/2023	PRTD	1501 Ameren Illinois		061923MryvRd	06/19/2023		062923B	37.00
						CHECK	4230771	TOTAL:	37.00
4230772	06/29/2023	PRTD	1501 Ameren Illinois		062123	06/21/2023		062923B	29.00
						CHECK	4230772	TOTAL:	29.00
4230773	06/29/2023	PRTD	2031 Best-One Fleet Servi		3200007908	06/20/2023		062923B	162.00
					3200007946	06/26/2023		062923B	252.00
						CHECK	4230773	TOTAL:	414.00
4230774	06/29/2023	PRTD	1253 City of Granite City		202306169359	06/16/2023		062923B	100.00
						CHECK	4230774	TOTAL:	100.00
4230775	06/29/2023	PRTD	4077 Collinsville Townshi		7	06/20/2023		062923B	114.00
					8	06/20/2023		062923B	243.78
						CHECK	4230775	TOTAL:	357.78
4230776	06/29/2023	PRTD	4048 Dovetail Inc.		INV-23712	05/31/2023	12200029	062923B	652.75
						CHECK	4230776	TOTAL:	652.75
4230777	06/29/2023	PRTD	3997 First Mid Bank & Tru		062623-1	06/26/2023		062923B	1,000,000.00
						CHECK	4230777	TOTAL:	1,000,000.00
4230778	06/29/2023	PRTD	3997 First Mid Bank & Tru		062623-2	06/26/2023		062923B	1,000,000.00
						CHECK	4230778	TOTAL:	1,000,000.00
4230779	06/29/2023	PRTD	3997 First Mid Bank & Tru		062623-3	06/26/2023		062923B	1,000,000.00
						CHECK	4230779	TOTAL:	1,000,000.00
4230780	06/29/2023	PRTD	1029 Fort Russell Townshi		061923	06/19/2023		062923B	774.90

Madison County Mass Transit District



CHECK REGISTER

CASH ACCOUNT: 10000000 10101 Checking Account

CHECK NO	CHK DATE	TYPE	VENDOR NAME	VOUCHER	INVOICE	INV DATE	PO	WARRANT	NET
								CHECK 4230780 TOTAL:	774.90
4230781	06/29/2023	PRTD	1014 Granite City Townshi		060823	06/08/2023		062923B	1,835.87
								CHECK 4230781 TOTAL:	1,835.87
4230782	06/29/2023	PRTD	1220 Illinois American Wa		062623GCTC	06/26/2023		062923B	201.79
								CHECK 4230782 TOTAL:	201.79
4230783	06/29/2023	PRTD	1220 Illinois American wa		1223ILRt3PR	06/21/2023		062923B	584.15
								CHECK 4230783 TOTAL:	584.15
4230784	06/29/2023	PRTD	4067 Madison County Trans		55889	06/26/2023		062923B	8,055.00
								CHECK 4230784 TOTAL:	8,055.00
4230785	06/29/2023	PRTD	1173 Oates Associates, In		37427	06/20/2023		062923B	5,394.00
					37437	06/20/2023		062923B	1,700.00
								CHECK 4230785 TOTAL:	7,094.00
4230786	06/29/2023	PRTD	2044 Petroleum Traders Co		1895148	06/16/2023		062923B	19,023.56
					1896207	06/21/2023		062923B	18,730.31
					1896653	06/22/2023		062923B	18,976.34
					1896675	06/22/2023		062923B	2,061.92
								CHECK 4230786 TOTAL:	58,792.13
4230787	06/29/2023	PRTD	4104 Republic Services #3		50-005222695	06/20/2023		062923B	247.95
								CHECK 4230787 TOTAL:	247.95
4230788	06/29/2023	PRTD	4071 S.M. Wilson & Co.		0322003-11	06/07/2023	12200090	062923B	725,259.20
								CHECK 4230788 TOTAL:	725,259.20

CHECK REGISTER

CASH ACCOUNT: 10000000 10101 Checking Account
 CHECK NO CHK DATE TYPE VENDOR NAME VOUCHER INVOICE

INV DATE PO WARRANT NET

4230789	06/29/2023	PRTD	3897 SSPRF		061623	06/16/2023		062923B	16.97
						CHECK	4230789	TOTAL:	16.97
4230790	06/29/2023	PRTD	4011 Sydenstricker Nobbe		9238187	06/20/2023	12300011	062923B	33,435.69
						CHECK	4230790	TOTAL:	33,435.69
4230791	06/29/2023	PRTD	1914 Tyler Technologies,		045-423071	06/01/2023		062923B	79,631.47
						CHECK	4230791	TOTAL:	79,631.47
4230792	06/29/2023	PRTD	1506 Village of Glen Carb		062123GLPR	06/21/2023		062923B	63.99
						CHECK	4230792	TOTAL:	63.99
NUMBER OF CHECKS						22	*** CASH ACCOUNT TOTAL ***		3,917,583.64
TOTAL PRINTED CHECKS							COUNT	AMOUNT	
						22	3,917,583.64		
*** GRAND TOTAL ***									3,917,583.64

Madison County Transit District
Management Report of Revenue and Expenses
May, 2023

	<u>Current</u>	<u>Current</u>	<u>Prior</u>	<u>Percentage</u>	<u>FY23</u>	<u>Budget %</u>
	<u>Month</u>	<u>YTD</u>	<u>YTD</u>	<u>Increase /</u>	<u>Budget</u>	<u>Expended</u>
				<u>(Decrease)</u>		<u>(92% of FY)</u>
				<u>Over Prior YTD</u>		
Revenue						
Operating Revenue						
Sales Tax Revenue	\$940,709.62	\$11,840,584.50	\$11,249,485.17	5%	\$11,000,000	108%
Investment Income	145,569.42	834,296.53	520,212.12	60%	678,000	123%
Investment Gains/Losses	0.00	(459,841.34)	0.00	100%	0	100%
Investments-Mark to Market	239,375.73	383,261.06	0.00	100%	0	100%
IDOT Operating Assistance	5,076,051.43	14,518,770.83	16,209,284.79	-10%	17,200,000	84%
Federal CARES Act/CRRSAA/ARPA	1,525,803.00	3,322,616.00	1,964,992.00	69%	4,020,000	83%
Local Sales Tax Reform Fund	284,515.41	3,549,916.85	3,398,024.46	1215%	3,000,000	118%
CMAQ Rideshare Marketing and Outreach	13,641.00	361,516.00	269,978.00	961%	622,000	58%
Commuter Initiative	0.00	13,696.50	34,065.06	-60%	75,000	18%
Fares	17,834.04	452,840.28	434,235.00	4%	560,000	81%
Other Revenue	11,333.15	969,923.37	358,912.48	170%	147,000	660%
Lease/Rental Income	0.00	32,046.93	47,747.69	-33%	0	0%
Total Operating Revenue	\$8,254,832.80	\$35,819,627.51	\$34,486,936.77	4%	\$37,302,000	96%
Capital Revenue						
FTA Transit Admin Section 5307	\$958,722.00	\$5,472,153.00	\$318,688.00	1617%	\$9,109,086	60%
FTA Transit Admin Section 5339	0.00	0.00	0.00	0%	2,700,000	0%
Congestion Mitigation Air Quality	0.00	0.00	0.00	0%	4,045,000	0%
Rebuild Illinois	9,779.70	103,494.60	126,914.25	-18%	21,377,173	0%
Illinois Department of Transportation	403,716.84	1,056,622.11	94,547.45	1018%	5,550,000	19%
Illinois Department of Natural Resources	0.00	0.00	0.00	0%	165,000	0%
Intergovernmental Agreements	0.00	0.00	0.00	0%	150,000	0%
Metro East Park and Recreation District	0.00	649,273.00	288,221.65	125%	2,300,000	28%
Other Revenue - Capital	0.00	980,000.00	0.00	100%	0	100%
Future Grants	0.00	0.00	0.00	0%	10,973,539	0%
Total Capital Revenue	\$1,372,218.54	\$8,261,542.71	\$828,371.35	897%	\$56,369,798	15%
Total Revenues	\$9,627,051.34	\$44,081,170.22	\$35,315,308.12	25%	\$93,671,798	47%
Expenses						
Operating Expenses						
Fixed Route and Paratransit	\$2,363,105.56	\$27,797,042.19	\$25,318,784.45	10%	\$29,107,000	95%
ACT Administrative Contract	458,915.00	458,915.00	434,934.00	0%	476,000	96%
Rideshare	83,568.18	806,890.79	741,005.50	9%	954,000	85%
Professional and Other Services	18,195.03	219,793.34	217,200.00	1%	330,000	67%
Trustee Expenses	880.71	11,763.99	12,205.30	-4%	30,000	39%
District Office Expenses	36,445.44	407,135.97	385,409.09	6%	433,000	94%
Facilities Maintenance	101,239.26	965,384.71	886,662.79	9%	1,007,000	96%
District Budget Contingency	0.00	0.00	0.00	0%	1,000,000	0%
Total Operating Expenses	\$3,062,349.18	\$30,666,925.99	\$27,996,201.13	10%	\$33,337,000	92%
Capital Expenses						
Bikeways	\$900,845.09	\$2,939,392.10	\$2,888,516.37	2%	\$38,860,000	8%
Bus Station/Stops and Park & Ride	4,963.50	39,819.45	294,233.75	100%	9,496,000	0%
Cooperative Police Bicycle Grant Program	10,823.00	48,104.00	0.00	100%	50,000	96%
Facility Improvements	1,328,544.66	9,091,002.25	249,853.99	3539%	21,561,245	42%
Maintenance Equipment	0.00	0.00	184,834.00	0%	369,064	0%
MIS Equipment	0.00	0.00	27,922.86	-100%	5,550,000	0%
Transit Support Equipment	0.00	129,084.45	0.00	100%	196,000	66%
Vehicles - Buses	0.00	0.00	327,925.96	0%	21,566,250	0%
Vehicles - Rideshare Vans	0.00	337,353.94	67,924.00	100%	445,000	76%
Vehicles - Transit Support	87,230.00	193,550.00	5,435.00	100%	436,925	44%
Contingency	0.00	0.00	0.00	0%	2,000,000	0%
Total Capital Expenses	\$2,332,406.25	\$12,778,306.19	\$4,046,645.93	216%	\$100,530,484	13%
Total Expenses	\$5,394,755.43	\$43,445,232.18	\$32,042,847.06	36%	\$133,867,484	32%
Excess Revenue Over (Under) Expenses	\$4,232,295.91	\$635,938.04	\$3,272,461.06	-81%	(\$40,195,686)	(2%)

Madison County Mass Transit District
Income Statement with Budget Variance for the
Period Ended May 31, 2023

Description	Current Period				Year to Date			
	Actual	Budget	Deviation	Pct	Actual	Budget	Deviation	Pct ytd
OPERATING REVENUE								
Sales Tax Revenue	940,709.62	916,666.67	24,042.95	102.62	11,840,584.50	10,083,333.34	1,757,251.16	117.43
Investment Income	145,569.42	56,500.00	89,069.42	257.64	834,296.53	621,500.00	212,796.53	134.24
Investment Realized Gains/Losses	0.00	0.00	0.00	0.00	-459,841.34	0.00	-459,841.34	0.00
Investments-Mark to Market	239,375.73	0.00	239,375.73	0.00	383,261.06	0.00	383,261.06	0.00
IDOT Operating Assistance	5,076,051.43	1,433,333.33	3,642,718.10	354.14	14,518,770.83	15,766,666.66	-1,247,895.83	92.09
Federal CARES Act/CRRSAA/ARPA	1,525,803.00	335,000.00	1,190,803.00	455.46	3,322,616.00	3,685,000.00	-362,384.00	90.17
Local Sales Tax Reform Fund	284,515.41	250,000.00	34,515.41	113.81	3,549,916.85	2,750,000.00	799,916.85	129.09
CMAQ Rideshare Marketing & Outreach	13,641.00	51,833.33	-38,192.33	26.32	361,516.00	570,166.66	-208,650.66	63.41
Commuter Initiative	0.00	6,250.00	-6,250.00	0.00	13,696.50	68,750.00	-55,053.50	19.92
Fares	17,834.04	46,666.67	-28,832.63	38.22	452,840.28	513,333.34	-60,493.06	88.22
Other Revenue	11,333.15	12,250.00	-916.85	92.52	969,923.37	134,750.00	835,173.37	719.79
Lease/Rental Income	0.00	0.00	0.00	0.00	32,046.93	0.00	32,046.93	0.00
TOTAL OPERATING REVENUE	8,254,832.80	3,108,500.00	5,146,332.80	265.56	35,819,627.51	34,193,500.00	1,626,127.51	104.76
CAPITAL REVENUE								
Fed Transit Admin Section 5307	958,722.00	759,090.50	199,631.50	126.30	5,472,153.00	8,349,995.50	-2,877,842.50	65.53
Fed Transit Admin Section 5339	0.00	225,000.00	-225,000.00	0.00	0.00	2,475,000.00	-2,475,000.00	0.00
Congestion Mitigation Air Quality	0.00	337,083.33	-337,083.33	0.00	0.00	3,707,916.66	-3,707,916.66	0.00
Rebuild Illinois	9,779.70	1,781,431.08	-1,771,651.38	0.55	103,494.60	19,595,741.91	-19,492,247.31	0.53
Illinois Dept of Transportation	403,716.84	462,500.00	-58,783.16	87.29	1,056,622.11	5,087,500.00	-4,030,877.89	20.77
Illinois Dept of Natural Resources	0.00	13,750.00	-13,750.00	0.00	0.00	151,250.00	-151,250.00	0.00
Metro East Park and Recreation District	0.00	191,666.67	-191,666.67	0.00	649,273.00	2,108,333.34	-1,459,060.34	30.80
Future Grants	0.00	908,510.75	-908,510.75	0.00	0.00	10,065,028.25	-10,065,028.25	0.00
Intergovernmental Agreements	0.00	12,500.00	-12,500.00	0.00	0.00	137,500.00	-137,500.00	0.00
Other Revenue - Capital	0.00	0.00	0.00	0.00	980,000.00	0.00	980,000.00	0.00
TOTAL CAPITAL REVENUE	1,372,218.54	4,691,532.33	-3,319,313.79	29.25	8,261,542.71	51,678,265.66	-43,416,722.95	15.99
TOTAL REVENUES	9,627,051.34	7,800,032.33	1,827,019.01	123.42	44,081,170.22	85,871,765.66	-41,790,595.44	51.33
OPERATING EXPENSES								
Fixed Route and Paratransit	2,363,105.56	2,425,583.33	-62,477.77	97.42	27,797,042.19	26,681,416.66	1,115,625.53	104.18
ACT Administrative Contract	458,915.00	39,666.67	419,248.33	1,156.93	458,915.00	436,333.34	22,581.66	105.18
Rideshare	83,568.18	79,500.00	4,068.18	105.12	806,890.79	874,500.00	-67,609.21	92.27
Professional and Other Services	18,195.03	27,500.00	-9,304.97	66.16	219,793.34	302,500.00	-82,706.66	72.66
Trustee Expenses	880.71	2,500.00	-1,619.29	35.23	11,763.99	27,500.00	-15,736.01	42.78
District Office Expenses	36,445.44	36,083.33	362.11	101.00	407,135.97	396,916.66	10,219.31	102.57
Facilities Maintenance	101,239.26	83,916.67	17,322.59	120.64	965,384.71	923,083.34	42,301.37	104.58
District Budget Contingency	0.00	83,333.33	-83,333.33	0.00	0.00	916,666.66	-916,666.66	0.00
TOTAL OPERATING EXPENSES	3,062,349.18	2,778,083.33	284,265.85	110.23	30,666,925.99	30,558,916.66	108,009.33	100.35
CAPITAL EXPENSES								
Bikeways	900,845.09	3,238,333.33	-2,337,488.24	27.82	2,939,392.10	35,621,666.66	-32,682,274.56	8.25
Bus Station/Stops and Park & Ride	4,963.50	791,333.33	-786,369.83	0.63	39,819.45	8,704,666.66	-8,664,847.21	0.46
Cooperative Police Bicycle Grant Program	10,823.00	4,166.67	6,656.33	259.75	48,104.00	45,833.34	2,270.66	104.95
Facility Improvements	1,328,544.66	1,797,992.00	-469,447.34	73.89	9,091,002.25	19,763,253.30	-10,672,251.05	46.00
Maintenance Equipment	0.00	31,432.67	-31,432.67	0.00	0.00	337,631.34	-337,631.34	0.00
MIS Equipment	0.00	462,500.00	-462,500.00	0.00	0.00	5,087,500.00	-5,087,500.00	0.00
Transit Support Equipment	0.00	16,333.33	-16,333.33	0.00	129,084.45	179,666.66	-50,582.21	71.85
Vehicles - Buses	0.00	1,797,187.50	-1,797,187.50	0.00	0.00	19,769,062.50	-19,769,062.50	0.00
Vehicles - Rideshare Vans	0.00	37,083.33	-37,083.33	0.00	337,353.94	407,916.66	-70,562.72	82.70
Vehicles - Transit Support	87,230.00	50,712.50	36,517.50	172.01	193,550.00	386,212.50	-192,662.50	50.11
Contingency	0.00	166,666.67	-166,666.67	0.00	0.00	1,833,333.34	-1,833,333.34	0.00
TOTAL CAPITAL EXPENSES	2,332,406.25	8,393,741.33	-6,061,335.08	27.79	12,778,306.19	92,136,742.96	-79,358,436.77	13.87
TOTAL EXPENSES	5,394,755.43	11,171,824.66	-5,777,069.23	48.29	43,445,232.18	122,695,659.62	-79,250,427.44	35.41
EXCESS REVENUE OVER EXPENSE	4,232,295.91	-3,371,792.33	7,604,088.24	-125.52	635,938.04	-36,823,893.96	37,459,832.00	-1.73

ASSETS	
Checking Account	672,468.26
Savings Accounts	75,469.72
Illinois Funds Investment Pool	8,091,255.96
Investments	56,242,000.00
Investments-Mark to Market	-203,553.23
Inventory	1,029,005.21
Accounts Receivable	93,240.28
Capital Grants Receivables	1,164.00
Sales Tax Receivable	3,344,233.74
Interest Receivable	22,826.93
Prepaid Expenses	1,376,228.71
TOTAL ASSETS	70,744,339.58
LIABILITIES	
Accounts Payable	4,192,681.16
Retainage Payable	846,145.59
TOTAL LIABILITIES	5,038,826.75
FUND BALANCE	
Nonspendable Fund Balance	2,088,061.19
Committed Fund Balance	34,000,000.00
Assigned Fund Balance	24,535,686.29
Beginning Unassigned Fund Balance	4,445,827.31
Excess Revenue Over Expenses	635,938.04
Total Unassigned Fund Balance	5,081,765.35
TOTAL FUND BALANCE	65,705,512.83
TOTAL LIABILITIES AND FUND BALANCE	70,744,339.58

MCT DETAILED SCHEDULE OF INVESTMENTS
AT MAY 31, 2023

INSTITUTION	PURCHASE DATE	CD OR ACCOUNT NUMBER	MATURITY DATE	INTEREST RATES	CERTIFICATE AMOUNT	WEIGHTED AVERAGE INTEREST
INVESTMENTS PURCHASED DIRECTLY BY MCT						
CERTIFICATES OF DEPOSIT (CD)						
Bank of Hillsboro	11-01-21	***71687	11-01-23	0.35%	942,000.00	
Bank of Hillsboro	11-23-20	***79783	11-23-23	0.85%	1,000,000.00	
Bank of Hillsboro	12-23-20	***77918	12-23-23	0.75%	250,000.00	
Bradford National Bank	12-19-22	***40775	12-19-23	4.75%	1,000,000.00	
Bradford National Bank	11-01-21	***40312	05-01-24	0.50%	1,000,000.00	
Carrollton Bank	03-29-21	***07551	08-29-23	0.41%	500,000.00	
Carrollton Bank	03-29-21	***07552	10-29-23	0.41%	500,000.00	
Carrollton Bank	12-23-20	***07459	12-23-23	0.50%	1,000,000.00	
Carrollton Bank	03-29-21	***07553	01-29-24	0.46%	500,000.00	
Carrollton Bank	03-29-21	***07554	02-29-24	0.46%	500,000.00	
FCB Banks	03-03-23	***56721	09-30-25	4.36%	2,000,000.00	
State Bank of St. Jacob	07-27-22	***12687	07-27-23	2.91%	630,000.00	
State Bank of St. Jacob	08-25-22	***12699	02-25-25	2.90%	480,000.00	
United Community Bank	09-02-20	***20970	09-02-23	0.95%	1,000,000.00	
TOTAL CD'S					11,302,000.00	1.85%
CERTIFICATES OF DEPOSIT ACCOUNT REGISTRY SERVICE (CDARS)						
Bank of Belleville	04-01-21	***89108	03-28-24	0.71%	500,000.00	
Edwardsville Bank	04-01-21	***61498	10-19-23	0.45%	500,000.00	
Edwardsville Bank	04-01-21	***58454	03-28-24	0.55%	540,000.00	
Heartland Bank and Trust Company (formerly Town & Country Bank)	02-03-22	***32172	08-01-24	1.00%	1,000,000.00	
Heartland Bank and Trust Company (formerly Town & Country Bank)	11-04-21	***96916	11-28-24	0.81%	500,000.00	
Heartland Bank and Trust Company (formerly Town & Country Bank)	02-03-22	***32334	01-30-25	1.25%	500,000.00	
TOTAL CDARS					3,540,000.00	0.82%
TOTAL INVESTMENTS PURCHASED DIRECTLY BY MCT					14,842,000.00	
FUNDS TRANSFERRED TO PORTFOLIO MANAGED BY BUSEY BANK (SEE SEPARATE REPORT FOR DETAILS)				varies	41,400,000.00	varies
GRAND TOTAL MCT INVESTMENTS					56,242,000.00	
CASH ACCOUNTS						
MCT checking account				2.89%	672,468.26	
MCT savings accounts				2.89%	75,469.72	
Illinois Funds investment pool				5.200%	8,091,255.96	
TOTAL CASH					8,839,193.94	5.00%
TOTAL CASH AND INVESTMENTS					65,081,193.94	

Madison County Mass Transit District Agency

STATEMENT REPORT

As of 5/31/2023

ACCOUNTS

Madison County Mass Transit District Agency

Monthly Market Update

(as of 5/31/2023)

- The U.S. economy continues to showcase its resilience as consumer spending in the U.S. surpassed expectations in April, thereby enhancing the growth prospects of the economy for the second quarter. Moreover, the ongoing strength of the labor market, the recovery of factory production, and an increase in business activity all contribute to the belief that the economy is undergoing a spring revival following a slowdown in the first quarter.
- Industrial production in general, and manufacturing activity in particular, expanded in May. Durable goods orders increased for the second straight month in April. The purchasing managers' indexes for both manufacturing and services rose in May, with manufacturing exceeding 50.0 for the first time in six months (a reading of 50.0 or higher indicates expansion).
- Inflationary indicators showed price pressures remained somewhat elevated. Both the Consumer Price Index and the Personal Consumption Expenditures Price Index rose 0.4% in May.
- Employment rose by 253,000 in April from March compared with an average monthly gain of 290,000 over the prior six months. In April, employment continued to trend upward in professional and business services, health care, leisure and hospitality, and social assistance. The unemployment rate edged down 0.1 percentage point to 3.4%.

Economic Data

	<u>Current</u>	<u>20-Year Average</u>	<u>Percentile</u>
Unemployment Rate	3.4%	6.0%	8%
CPI YoY (Urban)	4.9%	2.5%	88%
Inflation Expectations (5-Year)	2.1%	1.9%	62%
Fed Deficit (% of GDP)	7.3%	5.2%	74%
Household Debt/Income (Disposable)	99%	111%	18%
Housing Affordability Index	102.1	151.4	4%
US Dollar Index	102	89	97%

Source: Bloomberg

Monthly Market Update

(as of 5/31/2023)

- The S&P 500 barely maintained its winning streak in May, posting a modest gain for the month. The U.S. large cap market largely shook off concerns over the debt ceiling that dominated headlines all month and received help from investor enthusiasm around artificial intelligence (AI). Congress passed a bipartisan bill to raise the limit for two years, so now investors can turn their focus back to Fed policy and whether these higher rates will push the economy into recession. Based on U.S. large cap valuations, it appears a recession is not priced in, potentially creating some downside if we do indeed get one.
- The S&P 500 was the lone bright spot as all other major indices were in the red for the month. This has caused the divergence between U.S. large, mid, and small cap stocks to increase, as the mega cap tech and communication services stocks dominate market performance. Year to date, those two sectors are up almost 37% and 33%, respectively. Digging deeper, seven stocks in these sectors accounted for all the S&P 500 return YTD, with all seven having at least some business in AI.
- The MSCI EAFE takes the prize for the worst performance in May, declining over 4%. Returns did not get any help from the U.S. dollar as it appreciated against both the Yen and the Euro, after declining the prior two months. Despite the weak currency, the Japanese market still posted a gain for the month as the country's stock market reforms appear to be taking hold. The UK and the rest of Europe were down for the month as higher rates and growth concerns weighed on markets.

Equity Data

	<u>1-Month</u>	<u>YTD</u>	<u>1-Year</u>	<u>3-Year</u>	<u>5-Year</u>
S&P 500	0.4%	9.6%	2.9%	12.9%	11.0%
S&P 400 Midcap	-3.2%	-0.3%	-2.7%	12.5%	6.0%
Russell 2000	-0.9%	-0.1%	-4.7%	9.2%	2.7%
MSCI EAFE	-4.1%	7.2%	3.7%	9.2%	3.8%
MSCI Emerging Markets	-1.7%	1.1%	-8.1%	3.8%	-0.3%
MSCI ACWI	-1.0%	8.0%	1.4%	10.6%	7.3%

Source: Bloomberg

Monthly Market Update

(as of 5/31/2023)

Fixed Income Recap

- While fixed income markets remain positive for the year, they gave back some gains in May. The investment grade U.S. fixed income market was down -1.1% during the month of May and is up approximately 2.5% for the year. The U.S. high yield market is up about 3.6% for the year but was down -0.9% for the month. The U.S. municipal market is up 1.7% for the year but was down 0.9% during the month of May.
- The U.S. Treasury yield curve remains inverted, which means that short-term U.S. Treasury rates remain higher than long-term rates. When 10-year rates are compared with 2-year rates in the U.S., the yield curve is inverted by approximately 0.75%, which has been the steady-state average since the beginning of the year. The yield curve was most inverted in early March when Silicon Valley Bank failed. Historically speaking, the yield curve inverts when investors expect a recession and are concerned about economic growth in the short-term.
- While credit spreads have been generally steady overall, the volatility in the financial sector has continued with the ongoing concerns surrounding regional banks. Bonds issued by financial companies are, on average, yielding approximately 2.2% more than a corresponding U.S. Treasury bond.
- Our investment focus remains on seeking high quality fixed income securities where we can achieve moderately better yield than our benchmarks but keep our interest rate exposure in-line with our benchmarks. Given we are likely in the late innings of the Fed's hawkish monetary policy, we expect there to be ample opportunities going forward across the various sectors of the fixed income markets, which we intend to capitalize on for clients.

Fixed Income Data

	<u>1-Month</u>	<u>YTD</u>	<u>1-Year</u>	<u>3-Year</u>	<u>5-Year</u>
US Treasury	-1.2%	2.4%	-2.3%	-4.5%	0.6%
US Corporate	-1.4%	2.8%	-1.7%	-3.0%	1.6%
US Aggregate	-1.1%	2.5%	-2.1%	-3.6%	0.8%
US High Yield	-0.9%	3.6%	0.0%	2.9%	3.1%
Global Agg Ex-US	-2.7%	0.6%	-6.5%	-5.6%	-2.8%
US Municipal	-0.9%	1.7%	0.5%	-0.6%	1.7%

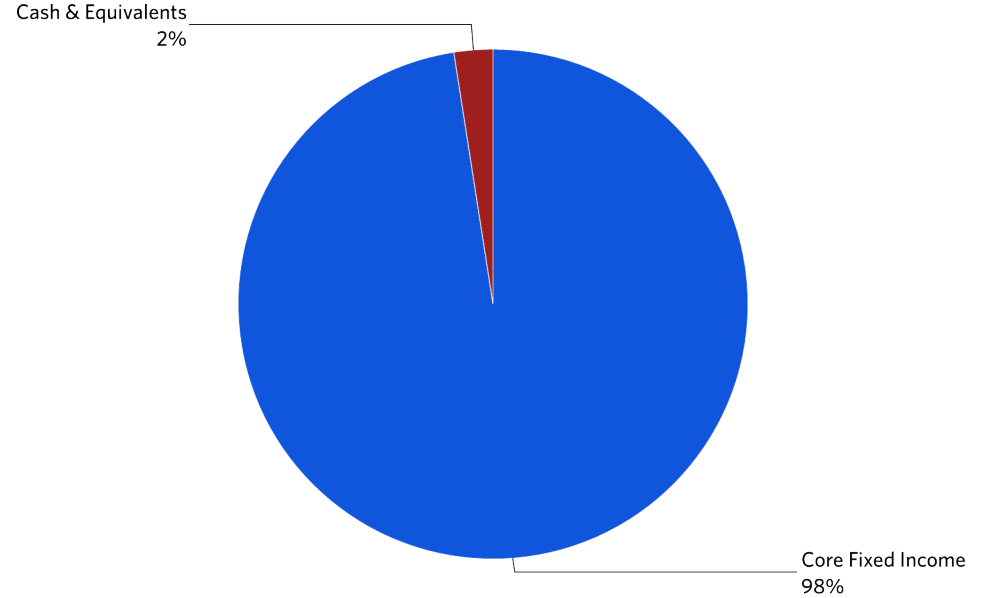
Source: Bloomberg

Portfolio Value Summary

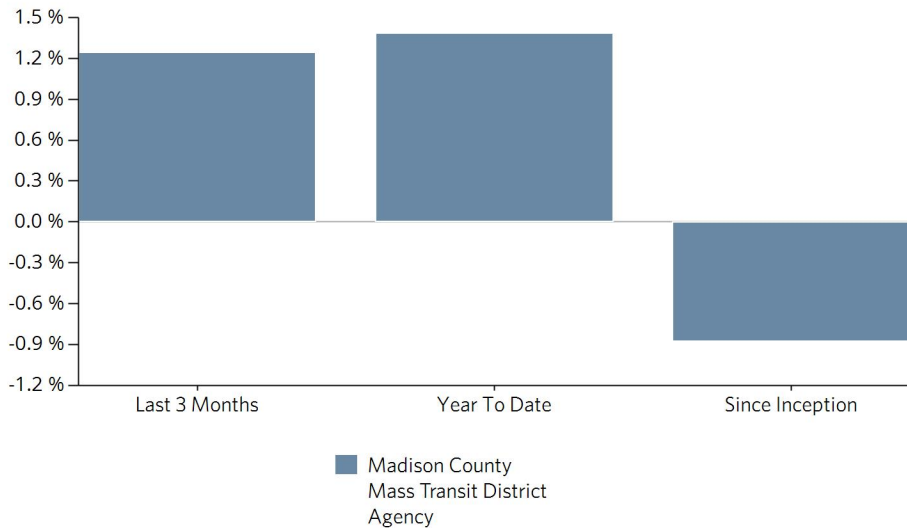
	Last 3 Months	Year To Date	Since 11/30/2021
Beginning Value	37,930,598	37,878,227	0
Net Additions	2,988,747	2,988,747	41,377,929
Gain/Loss	471,967	524,339	13,383
Ending Value	41,391,312	41,391,312	41,391,312
Return	1.2%	1.4%	-0.9% ¹
MSCI ALL COUNTRIES ACWI Return	3.4%	7.7%	-5.8%
BARCLAYS CAPITAL INTERMEDIATE GOV'T/CREDIT IN...	2.2%	2.2%	-4.3%
S&P 500 TOTAL RETURN INDEX Return	5.7%	9.6%	-4.2%
MSCI DEVELOPED EAFE(USD)(TRN) Return	-0.7%	5.1%	-3.7%
CONSUMER PRICE INDEX - (Monthly) Return	0.8%	2.2%	6.0%

¹ Annualized return

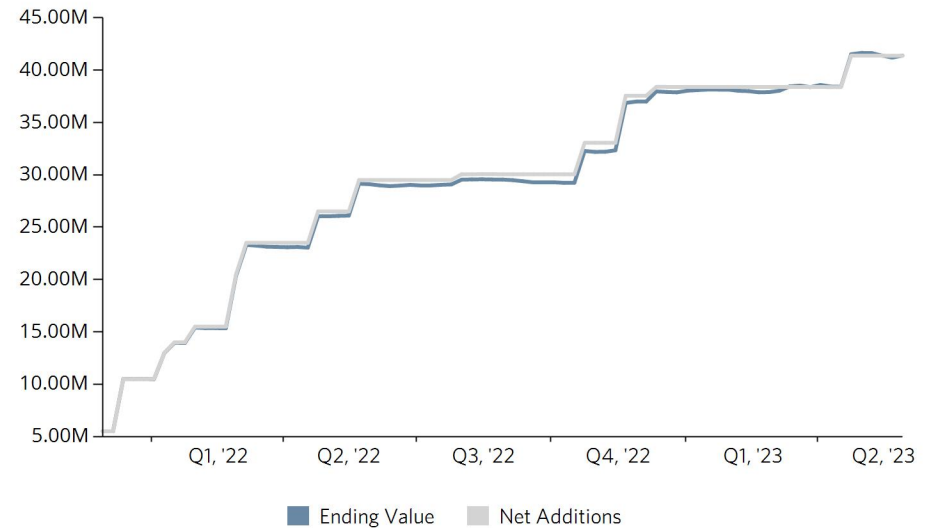
Asset Class Allocation



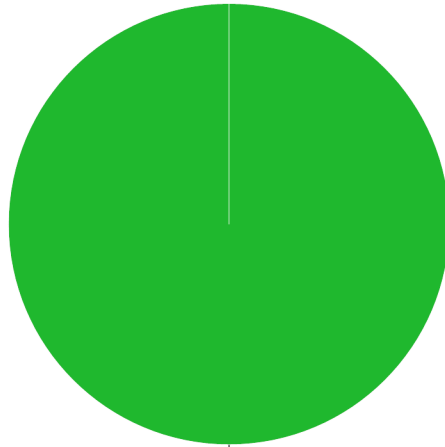
Portfolio Returns



Net Additions and Market Value

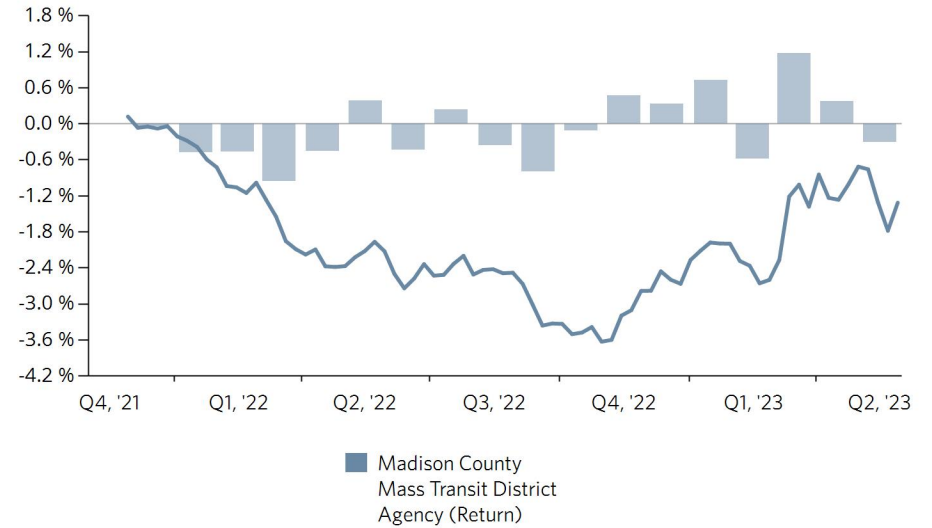


Allocation by Account



Madison County Mass
Transit District Agency
100%

Total Portfolio Performance

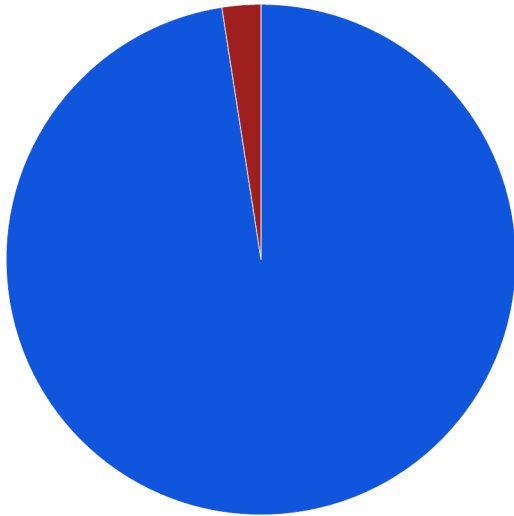


Summary of Portfolio Accounts

			Last 3 Months	Year To Date	Since 11/30/2021
	Ending Value	Allocation	Return	Return	Return
Madison County Mass Transit District Agency	41,391,312	100.0%	1.2%	1.4%	-0.9%¹
Madison County Mass Transit District Agency	41,391,312	100.0%	1.2%	1.4%	-0.9% ¹

¹ Annualized return

Asset Class Allocation



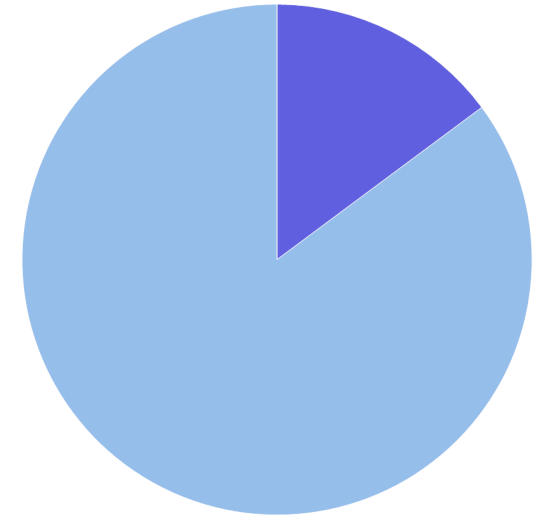
	Ending Value	Allocation
Madison County Mass Transit District Agency	41,391,312	100.0%
■ Core Fixed Income	40,372,931	97.5%
■ Cash & Equivalents	1,018,382	2.5%

Core Equity and Satellites Allocation



No Data Available

Core Fixed Income Allocation



	Ending Value	Allocation
Madison County Mass Transit District Agency	40,372,931	100.0%
■ Muni Bonds	5,990,943	14.8%
■ Taxable Bonds	34,381,988	85.2%

Portfolio Appraisal

	Units	Cost Basis	Unit Cost	Ending Value	Price	Total UGL	Yield	Projected Income
Madison County Mass Transit District Agency		41,559,373		41,391,312		-168,061	2.3%	937,681
1035033783 - Madison County Mass Transit District Agency		41,559,373		41,391,312		-168,061	2.3%	937,681
■ Muni Bonds		5,953,074		5,990,943		37,869	2.9%	171,691
CALIFORNIA ST 2.65% 04/01/2026	1,000,000	949,525	95	952,810	95	3,285	2.8%	26,500
CALIFORNIA ST 5.5% 10/01/2025	1,000,000	1,029,924	103	1,025,389	102	-4,535	5.4%	55,000
CENTENNIAL INDPT SCH DIST NO 0 1.005% 02/01/2024	175,000	175,000	100	170,730	97	-4,270	1.0%	1,759
JEFFERSON CALIF ELEM SCH DIST 1.044% 09/01/2026	630,000	552,896	88	566,653	90	13,757	1.2%	6,577
LINCOLN NEB WEST HAYMARKET JT 5% 12/15/2025	500,000	505,304	101	514,462	101	9,158	4.9%	25,000
PENNSYLVANIA ST 0.95% 08/01/2025	700,000	637,505	91	646,949	92	9,444	1.0%	6,650
PORT SEATTLE WASH REV 2.836% 05/01/2024	500,000	499,085	100	489,231	98	-9,854	2.9%	14,180
SAN JOSE EVERGREEN CALIF CMNTY 0.921% 09/01/2025	500,000	457,449	91	461,069	92	3,620	1.0%	4,605
VACAVILLE CALIF UNI SCH DIST 1.457% 08/01/2027	500,000	433,747	87	445,029	89	11,281	1.6%	7,285
WISCONSIN ST GEN FD ANNUAL APP 3.218% 05/01/2027	750,000	712,637	95	718,621	96	5,983	3.4%	24,135
■ Taxable Bonds		34,587,918		34,381,988		-205,930	1.9%	667,916
ALLY BK SANDY UTAH 3.2% 2025	245,000	245,000	100	237,552	96	-7,448	3.3%	7,840
AMERICAN EXPRESS NATL BK BROK 4.35% 2025	245,000	245,000	100	241,741	98	-3,259	4.4%	10,658
BANK WIS DELLS WIS 4.6% 2026	245,000	245,000	100	241,555	98	-3,445	4.7%	11,270
BARCLAYS BK DEL 3.05% 2025	230,000	230,655	100	220,816	96	-9,839	3.2%	7,015
BMO HARRIS BK NATL ASSN CHICAG 2.45% 2023	245,000	245,000	100	241,679	99	-3,321	1.2%	3,001
BMW BK NORTH AMER UTAH 4.75% 2028	245,000	248,243	101	243,792	99	-4,451	4.8%	11,638
CAPITAL ONE NATL ASSN VA 4.55% 2026	245,000	245,000	100	241,418	98	-3,582	4.6%	11,148
CARROLL CNTY TR CO MO 4.5% 2028	245,000	245,000	100	238,776	97	-6,224	4.6%	11,025
CIBC BK USA 4.35% 2027	245,000	244,816	100	239,525	97	-5,291	4.4%	10,658
CITIBANK N A 3.55% 2023	230,000	242,836	106	228,269	99	-14,567	1.8%	4,083
CITY NATL BK LOS ANGELES CALIF 4.9% 2025	245,000	245,306	100	243,557	99	-1,750	4.9%	12,005
DISCOVER BK 3.4% 2025	245,000	245,000	100	238,350	96	-6,650	3.5%	8,330
FIRST CTZNS BK & TR CO RALEIGH 4.7% 2025	245,000	245,000	100	243,231	99	-1,769	4.7%	11,515

Portfolio Appraisal

	Units	Cost Basis	Unit Cost	Ending Value	Price	Total UGL	Yield	Projected Income
FIRST MO ST BK CAPE CNTY CAPE 4.8% 2026	245,000	245,000	100	244,536	99	-464	4.8%	11,760
GLOBAL FED CR UN ANCHORAGE AL 4.85% 2028	245,000	245,000	100	242,716	99	-2,284	4.9%	11,882
GOLDMAN SACHS BK USA 3% 2024	235,000	246,721	105	232,613	98	-14,109	3.0%	7,050
MORGAN STANLEY BK N A 2.15% 2023	240,000	246,244	103	240,658	100	-5,586	1.1%	2,580
PEOPLES BK CO COLDWATER OHIO 4.7% 2027	245,000	245,000	100	242,009	99	-2,991	4.8%	11,515
SYNCHRONY BANK 5% 2028	240,000	245,847	102	241,234	100	-4,613	5.0%	12,000
UBS BK USA SALT LAKE CITY UT 4.6% 2026	245,000	244,510	100	242,124	98	-2,386	4.7%	11,270
UNITED STATES TREAS NTS 0.125% 01/15/2024	500,000	497,276	99	484,355	97	-12,922	0.1%	625
UNITED STATES TREAS NTS 0.125% 08/15/2023	500,000	498,884	100	494,837	99	-4,047	0.1%	313
UNITED STATES TREAS NTS 0.25% 06/30/2025	1,500,000	1,404,211	94	1,381,217	92	-22,994	0.3%	3,750
UNITED STATES TREAS NTS 0.375% 04/15/2024	500,000	498,175	100	479,596	96	-18,578	0.4%	1,875
UNITED STATES TREAS NTS 0.375% 08/15/2024	1,000,000	946,289	95	947,459	95	1,170	0.4%	3,750
UNITED STATES TREAS NTS 0.5% 03/31/2025	1,500,000	1,434,160	96	1,396,595	93	-37,566	0.5%	7,500
UNITED STATES TREAS NTS 0.75% 01/31/2028	1,700,000	1,498,059	88	1,483,023	87	-15,036	0.9%	12,750
UNITED STATES TREAS NTS 0.75% 08/31/2026	750,000	670,078	89	677,783	90	7,705	0.8%	5,625
UNITED STATES TREAS NTS 0.75% 12/31/2023	1,450,000	1,433,599	99	1,416,728	97	-16,871	0.8%	10,875
UNITED STATES TREAS NTS 0.875% 06/30/2026	750,000	676,846	90	685,878	91	9,032	1.0%	6,563
UNITED STATES TREAS NTS 1.125% 10/31/2026	750,000	678,982	91	683,180	91	4,197	1.2%	8,438
UNITED STATES TREAS NTS 1.25% 03/31/2028	1,675,000	1,506,780	90	1,490,696	89	-16,085	1.4%	20,938
UNITED STATES TREAS NTS 1.25% 04/30/2028	1,500,000	1,323,567	88	1,331,259	89	7,692	1.4%	18,750
UNITED STATES TREAS NTS 1.25% 12/31/2026	750,000	677,168	90	687,307	91	10,139	1.4%	9,375
UNITED STATES TREAS NTS 1.375% 06/30/2023	1,500,000	1,500,539	100	1,503,924	100	3,385	0.7%	10,313
UNITED STATES TREAS NTS 1.5% 01/31/2027	425,000	391,315	92	391,970	92	655	1.6%	6,375
UNITED STATES TREAS NTS 1.625% 10/31/2023	500,000	502,622	101	493,097	98	-9,525	0.8%	4,063
UNITED STATES TREAS NTS 1.875% 02/28/2027	500,000	460,996	92	466,824	93	5,828	2.0%	9,375
UNITED STATES TREAS NTS 1.875% 06/30/2026	750,000	693,661	92	710,069	94	16,408	2.0%	14,063
UNITED STATES TREAS NTS 2% 02/15/2025	500,000	501,755	100	481,754	96	-20,001	2.1%	10,000

Portfolio Appraisal

	Units	Cost Basis	Unit Cost	Ending Value	Price	Total UGL	Yield	Projected Income
UNITED STATES TREAS NTS 2.125% 03/31/2024	1,450,000	1,450,739	100	1,418,561	97	-32,178	2.2%	30,813
UNITED STATES TREAS NTS 2.25% 03/31/2026	1,500,000	1,416,793	94	1,433,810	95	17,018	2.4%	33,750
UNITED STATES TREAS NTS 2.375% 02/29/2024	500,000	508,131	102	492,536	98	-15,595	2.4%	11,875
UNITED STATES TREAS NTS 2.5% 03/31/2027	1,500,000	1,414,776	94	1,431,473	95	16,697	2.6%	37,500
UNITED STATES TREAS NTS 2.75% 02/15/2028	1,500,000	1,424,004	95	1,443,549	95	19,546	2.9%	41,250
UNITED STATES TREAS NTS 2.75% 04/30/2027	300,000	286,056	95	288,102	96	2,046	2.9%	8,250
UNITED STATES TREAS NTS 2.875% 09/30/2023	1,500,000	1,509,640	101	1,495,370	99	-14,270	1.4%	21,563
UNITED STATES TREAS NTS 3.125% 08/31/2027	500,000	483,242	97	489,431	97	6,189	3.2%	15,625
UNITED STATES TREAS NTS 3.25% 06/30/2027	500,000	485,625	97	494,637	98	9,012	3.3%	16,250
UNITED STATES TREAS NTS 3.5% 09/15/2025	1,500,000	1,486,255	99	1,486,259	98	4	3.5%	52,500
UNITED STATES TREAS NTS 3.875% 12/31/2027	500,000	499,297	100	508,948	100	9,652	3.8%	19,375
UNITED STATES TREAS NTS 4.125% 10/31/2027	500,000	503,766	101	507,103	101	3,337	4.1%	20,625
WEBBANK SALT LAKE CITY UTAH 0.75% 2023	245,000	245,000	100	239,481	97	-5,519	0.8%	1,838
WELLS FARGO BANK NATL ASSN 3.5% 2023	180,000	189,450	105	179,025	99	-10,425	1.8%	3,150
Money Markets		1,964,671		1,964,671		0	5.0%	98,074
GOLDMAN FED FUND 520	1,964,671	1,964,671	1	1,964,671	1	0	5.0%	98,074
Cash		-946,289		-946,289		0	0.0%	0
CASH	-946,289	-946,289	1	-946,289	1	0	0.0%	0

Our team of Wealth Management experts offers a wide array of solutions that can be customized around you, our client. Please let your advisor know if you would like to discuss one of these solutions.

Comprehensive and Goal-Based Financial Planning

- Retirement Plan Status Review
- Estate Planning
- Asset Protection
- Tax Planning
- Corporate Executive Stock Option Strategies

Retirement Planning

- Income Planning
- Distribution Strategies
- Employer Plan Rollovers
- Long-Term Care Planning

Insurance Solutions

- Asset Preservation
- Income Replacement and Family Protection
- Policy Reviews

Investment Management

- Portfolio Review and Construction
- Enhanced Asset Allocation Strategies
- Goal Based Asset Allocation
- Tax Efficient Strategies
- Distribution Planning

Estate Planning

- Personal Trust Services
- Document Review (wills, trusts, power of attorney)
- Executor and Trustee Services
- Philanthropic Advisory Services

The Private Client Service Approach

- Personal Banking and Lending Services

Farm Management and Real Estate Brokerage

Our team of professionals has the ability to incorporate the above services into your personalized financial strategy.

Disclaimer:

The information provided herein is obtained from sources believed to be reliable, and such information is believed to be accurate and complete, but no reservation or warranty is made as to its accuracy or completeness. These investments are not insured or otherwise protected by the U.S. Government, the Federal Deposit Insurance Corporation, the Federal Reserve Board, or any other government agency and involve risk, including the possible loss of investment principal. Past performance is no guarantee of future results.

Information contained in the report regarding income and gains should not be used for tax purposes. The market values reflected may include accruals and other adjustments and will not exactly match the market value figures on your regular account statement.

Returns do not reflect all fees and expenses attributable to the account.

“Since Inception Return” is displayed on this report and details the return for the given date range of the report and may not include the return for the entire date range since the account was established.

Third party data contained in the report may only be used in conjunction with this report and may not be re-distributed to other parties. Such data is provided without warranty and data providers shall have no liability of any kind. CFA Institute GIPS® standards have been incorporated into the calculation methodology used. Performance is calculated utilizing the time-weighted rate of return. This is a measure of the compound rate of growth over time for the portfolio.

Assets for which Busey Wealth Management has limited or no responsibility:

This report may include assets that are not held and/or not managed by Busey Wealth Management. Assets that are not held and/or not managed by Busey Wealth Management are listed solely for the convenience of our clients. Busey Wealth Management has no responsibility to manage, maintain, safekeep, monitor, or value such assets.

Real property, closely held business, and oil, gas, and mineral interests:

Market values for any real property, closely held business investments, other unique assets, and oil, gas, and mineral interests are an approximation based on periodic appraisals, assessments, or common practices for these types of assets. Such values are updated at intervals set in accordance with our procedures and may differ from a value derived today by the same method. These values should not be used or relied on for transactional, tax or any purposes other than general information. If values are provided by the client or the clients, Busey Wealth Management shall have no responsibility for verifying the accuracy of the data provided, or for maintaining current values.

RESOLUTION 23-58

AMENDING THE FY2023 OPERATING BUDGET

WHEREAS, the Madison County Mass Transit District (District) was created in December 1980 by resolution of the Madison County Board pursuant to Section 3, of the Local Mass Transit District Act, approved July 21, 1959, as amended (70 ILCS 3610/1 et seq.); and,

WHEREAS, on June 30, 2022, the District approved Ordinance 22-02 adopting an Operating Budget for fiscal period July 1, 2022 through June 30, 2023; and,

WHEREAS, the continuation of the transportation service relies on the fiscal integrity of the District and a responsible program of expenditures.


NOW, THEREFORE, BE IT RESOLVED BY THE BOARD OF TRUSTEES OF THE MADISON COUNTY MASS TRANSIT DISTRICT THAT:

1. The Madison County Mass Transit District Operating Budget for fiscal period July 1, 2022 through June 30, 2023 shall be amended as follows:


<u>Expenditure Line Item</u>	<u>Adjustment Amount</u>	<u>Adjusted Budget</u>
Fixed Route and Paratransit	\$1,900,000	\$31,007,000
Professional and Other Services	\$215,000	\$545,000
District Office Expenses	\$45,000	\$478,000
Facilities Maintenance	\$70,000	\$1,077,000
District Budget Contingency	(\$1,000,000)	\$0
<u>Revenue Line Item</u>		
Sales Tax Revenue	\$1,000,000	\$12,000,000
Federal CARES Act Funding	\$230,000	\$4,250,000

2. Ronald L. Jedda, Chairman, Christopher C. Guy, Vice Chairman, and/or Steven J. Morrison, Managing Director, of the District, are hereby authorized to take any and all actions as reasonably necessary to execute, complete, and perform all obligations associated with the Operating Budget as amended and the intent and purposes of this Resolution, including the preambles hereto, on behalf of and in a manner most beneficial to the Madison County Mass Transit District.


ADOPTED by the Madison County Mass Transit District, Madison County, Illinois, on this twenty-ninth day of June 2023.




 Ronald L. Jedda, Chairman




 Christopher C. Guy



 Allen P. Adomite



 Andrew F. Economy

APPROVED as to Form:


 Legal Counsel

CERTIFICATE

I, Julie Repp, do hereby certify that I am the fully qualified and acting Secretary of the Board of Trustees of the Madison County Mass Transit District (District), and as such Secretary, I am the keeper of the records and files of the District.

I do further certify that at a duly constituted and legally convened meeting of the Board of Trustees of the District held on Thursday, June 29, 2023, a Resolution was adopted in full accordance and conformity with the by-laws of the District and the statutes of the State of Illinois, as made and provided, and that the following is a full, complete, and true copy of the pertinent provisions of said Resolution.

NOW, THEREFORE, BE IT RESOLVED BY THE BOARD OF TRUSTEES OF THE MADISON COUNTY MASS TRANSIT DISTRICT THAT:


1. The Madison County Mass Transit District Operating Budget for fiscal period July 1, 2022 through June 30, 2023 shall be amended as follows:

<u>Expenditure Line Item</u>	<u>Adjustment Amount</u>	<u>Adjusted Budget</u>
Fixed Route and Paratransit	\$1,900,000	\$31,007,000
Professional and Other Services	\$215,000	\$545,000
District Office Expenses	\$45,000	\$478,000
Facilities Maintenance	\$70,000	\$1,077,000
District Budget Contingency	(\$1,000,000)	\$0
<u>Revenue Line Item</u>		
Sales Tax Revenue	\$1,000,000	\$12,000,000
Federal CARES Act Funding	\$230,000	\$4,250,000

2. Ronald L. Jedda, Chairman, Christopher C. Guy, Vice Chairman, and/or Steven J. Morrison, Managing Director, of the District, are hereby authorized to take any and all actions as reasonably necessary to execute, complete, and perform all obligations associated with the Operating Budget as amended and the intent and purposes of this Resolution, including the preambles hereto, on behalf of and in a manner most beneficial to the Madison County Mass Transit District.

I further certify that the original of the complete said resolution is on file in the records of the District in my custody. I do further certify that the foregoing Resolution remains in full force and effect.

IN WITNESS WHEREOF, I have hereunto affixed my official signature as Secretary of the District on this twenty-ninth day of June 2023.



ORDINANCE NO. 23-02
ADOPTION OF THE ANNUAL OPERATING AND CAPITAL BUDGET AND APPROPRIATION
ORDINANCE OF THE MADISON COUNTY MASS TRANSIT DISTRICT
MADISON COUNTY, ILLINOIS
FOR THE FISCAL YEAR BEGINNING JULY 1, 2023, AND ENDING JUNE 30, 2024

WHEREAS, pursuant to 50 ILCS 330/3, this ordinance approves a Budget and Appropriation for the Madison County Mass Transit District, Madison County, Illinois.

WHEREAS, the District made the Tentative Budget and Appropriation Ordinance No. 23-01 conveniently available for public inspection for at least thirty (30) days prior to final adoption as required by 50 ILCS 330/2, from Ch. 85, par. 803.

WHEREAS, the Tentative Capital Budget Maintenance Equipment line has been increased \$1,200 due to revised cost estimates, but no other changes have been made to the expenditure amounts approved by the District in Tentative Budget and Appropriation Ordinance No. 23-01.

WHEREAS, the Tentative Capital Budget Federal Transit Administration Section 5339 line has been increased \$1,080,000 and the Tentative Capital Budget Future grants & Other funding line has been decreased \$1,080,000 due to a Buses & Buses Facility grant awarded June 26, 2023, but no other changes have been made to the estimated receipts amounts approved by the District in Tentative Budget and Appropriation Ordinance No. 23-01.

WHEREAS, the District held a Public Hearing on June 29, 2023, at 8:30 a.m. as to the Tentative Budget and Appropriation Ordinance No. 23-01 in advance of passage of this Ordinance as requested by 50 ILCS 330/2, from Ch. 85, par. 803.


NOW, THEREFORE, BE IT ORDAINED BY THE BOARD OF TRUSTEES OF THE MADISON COUNTY MASS TRANSIT DISTRICT, MADISON COUNTY, ILLINOIS THAT:

Section 1. For the fiscal year beginning July 1, 2023, and ending June 30, 2024, the following sums of money, as set forth in Attachments A and B, are appropriated for the corporate purposes of the Madison County Mass Transit District, Madison County, Illinois.


Section 2. The Budget and Appropriation containing an estimate of revenues and expenditures for the Operating and Capital Funds, as set forth in Attachments A and B are hereby adopted.

Section 3. If any section, subdivision, or sentence of this ordinance shall for any reason be held invalid or to be unconstitutional, such decision shall not affect the validity of the remaining portion of this ordinance.


This Ordinance is hereby adopted on this twenty-ninth day of June 2023 by the Board of Trustees of the Madison County Mass Transit District.



Ronald L. Jedda, Chairman




Christopher C. Guy



Allen P. Adomite



Andrew F. Economy

APPROVED as to Form:


Legal Counsel

CERTIFICATE

I, Julie Repp, do hereby certify that I am the fully qualified and acting Secretary of the Board of Trustees of the Madison County Mass Transit District, and as such Secretary, I am the keeper of the seal of the records and files of the Madison County Mass Transit District.

I do further certify that at a duly constituted and legally convened meeting of the Board of Trustees of the Madison County Mass Transit District held on Thursday, June 29, 2023, an ordinance was adopted in full accordance and conformity with the by-laws of the Madison County Mass Transit District and the statutes of the State of Illinois, as made and provided, and that the following is a full, complete and true copy of the pertinent provisions of said Ordinance.

NOW, THEREFORE, BE IT ORDAINED BY THE CHAIRMAN AND THE BOARD OF TRUSTEES OF THE MADISON COUNTY MASS TRANSIT DISTRICT, AS FOLLOWS:

Section 1. For the fiscal year beginning July 1, 2023, and ending June 30, 2024, the following sums of money, as set forth in Attachments A and B, are appropriated for the corporate purposes of the Madison County Mass Transit District, Madison County, Illinois.

Section 2. The Budget and Appropriation containing an estimate of revenues and expenditures for the Operating and Capital Funds, as set forth in Attachments A and B are hereby adopted.

Section 3. If any section, subdivision, or sentence of this ordinance shall for any reason be held invalid or to be unconstitutional, such decision shall not affect the validity of the remaining portion of this ordinance.

IN WITNESS WHEREOF, I have hereunto affixed my official signature as Secretary of the Madison County Mass Transit District this twenty-ninth day of June 2023.



ATTACHMENT A

**MADISON COUNTY MASS TRANSIT DISTRICT
OPERATING BUDGET AND APPROPRIATION
JULY 1, 2023 TO JUNE 30, 2024**

PROJECTED OPERATING EXPENDITURES AND APPROPRIATION

Fixed Route and Paratransit	\$32,176,000
ACT Administrative Contract	490,000
Rideshare	1,000,000
Professional and Other Services	547,000
Trustee Expenses	30,000
District Office Expenses	450,000
Facilities Maintenance	1,076,000
District Budget Contingency	<u>1,000,000</u>
TOTAL APPROPRIATION	<u><u>\$36,769,000</u></u>

CASH ON HAND AT BEGINNING OF FISCAL YEAR **\$600,000**

ESTIMATED RECEIPTS

Sales Tax Revenue	\$12,500,000
Investment Income	700,000
IDOT Operating Assistance	18,000,000
Federal CARES Act/CRRSAA/ARPA Funding	2,790,000
Local Sales Tax Reform Fund	3,100,000
CMAQ Rideshare Marketing And Outreach	750,000
Commuter Initiative	150,000
Fares	570,000
Other Revenue	<u>147,000</u>
TOTAL ESTIMATED RECEIPTS	<u><u>\$38,707,000</u></u>

TOTAL ESTIMATED RECEIPTS AND CASH ON HAND **\$39,307,000**

TOTAL APPROPRIATION **\$36,769,000**

EXPECTED CASH ON HAND AT END OF FISCAL YEAR **\$2,538,000**

ATTACHMENT B

MADISON COUNTY MASS TRANSIT DISTRICT

CAPITAL BUDGET

FY2024

ESTIMATED RECEIPTS

Federal Transit Administration Section 5307	\$7,675,994
Federal Transit Administration Section 5339	3,780,000
Congestion Mitigation Air Quality (CMAQ)	5,270,000
Rebuild Illinois	25,121,000
Illinois Department of Transportation (IDOT)	1,450,000
Illinois Department of Natural Resources (IDNR)	553,000
Metro East Park and Recreation District (MEPRD)	2,350,000
Future grants & Other funding	18,310,800
Intergovernmental Agreements	100,000

TOTAL ESTIMATED RECEIPTS

\$64,610,794

PROJECTED EXPENDITURES

Bikeways	\$44,660,000
Bus Station/Stops and Park & Ride Improvements	10,746,000
Cooperative Police Bicycle Grant Program	75,000
Facility Improvements	22,450,000
Maintenance Equipment	671,200
MIS Equipment	5,450,000
Transit Support Equipment	873,000
Vehicles - Buses	28,513,550
Vehicles - Rideshare Vans	1,056,000
Vehicles - Transit Support	1,928,000
Contingency	2,000,000

TOTAL PROJECTED EXPENDITURES

\$118,422,750

ESTIMATED RECEIPTS (UNDER) PROJECTED EXPENDITURES

(\$53,811,956)

Committed Fund Balance - FY24 Capital Budget

\$25,387,000

Committed Fund Balance - Future Years

\$8,613,000

Total Committed Fund Balance

\$34,000,000

Assigned Fund Balance - FY24 Capital Budget

\$28,424,956

Freedom of Information Act (FOIA) Report
May 2023

The following FOIA requests were received:

Diane Kamp – Lewis Brisbois
(Received 5/9/2023 –Response sent 5/12/2023)

Video surveillance footage of the motor vehicle accident that occurred in August 25, 2021 on West Pontoon Road and Schaeffer Road in Granite City, Illinois.

Sheri Reid – Smart Procure – Commercial Request
(Received 5/15/2023 –Response sent 6/6/2023)

All purchasing records from 3/9/23 to current:

1. Unique Identifier (i.e. PO#, Invoice #, Check #, Encumbrance #, etc.)
2. Purchase date
3. Line item details (Detailed description of the purchase)
4. Line item quantity
5. Line item price
6. Vendor ID number, name, address, contact person and their email address

Rob Dorman
(Received 5/15/2023 –Response sent 5/30/2023)

Electronic copies of any and all emails sent to and or received from any and or all of the following.

ACT Board Members

Mark Achenbach, President
Ron Jedda, Vice President
Patrick McRae
Lisa Ciampoli
Chrissy Wiley
Manoucheka McBee
Diane Coppens

MEPRD Board Members

Mark Achenbach, President
Jerry Kane, Board Member
Linda Wheaton, Secretary/Treasurer
Frank Bergman, Board Member
Paul Evans, Vice President
Rand Randolph, Board Member

Rob Dorman
(Received 5/30/2023 – Response sent 5/22/2023)

Electronic copies of the email address of the ACT Board Members followed with amended FOIA to include electronic copies of the 2021 and 2022 independent auditors report and management letter for ACT.

Rob Dorman
(Received 5/30/2023 – Response sent 6/13/2023)

Electronic copies of the most current asset list management by ACT in its original electronic format.

RESOLUTION 23-59

AUTHORIZING THE FILING OF AN APPLICATION WITH METRO EAST PARKS AND RECREATION DISTRICT FOR FY 2024 PARK AND TRAIL GRANT PROGRAM TO CONSTRUCT MCT SCHOOLHOUSE TRAIL BRIDGE OVER ILLINOIS ROUTE 111.

WHEREAS, Metro East Parks and Recreation District (MEPRD) has committed \$3,000,000 to the FY 2024 Park and Trail Grant Program; and,

WHEREAS, an objective of the Park and Trail Grant Program is to encourage the development of regional trail segments throughout MEPRD's jurisdiction; and,

WHEREAS, the Madison County Mass Transit District (District) owns and operates the MCT Trails throughout MEPRD's jurisdiction; and,

WHEREAS, the District has identified an urgent need to improve bicycle/pedestrian safety at the intersection of Illinois Route 111 and the MCT Schoolhouse Trail; and,

WHEREAS, the District seeks to construct a bicycle/pedestrian bridge over Illinois Route 111; and,

WHEREAS, the MCT Schoolhouse Trail Bridge over Illinois Route 111 Project is in MEPRD's jurisdiction; and,

WHEREAS, it has been determined to be in the best interest of the District to submit an application to this competitive grant process in the amount of five million dollars (\$4,850,000) to MEPRD, in order to obtain grant funds in the amount of three hundred thousand dollars (\$300,000) to assist with the cost of the MCT Schoolhouse Trail Bridge Over Illinois Route 111 Project; and,

WHEREAS, a grant for said funds will impose certain obligations upon the District, including the provision whereby a minimum of fifty percent (50%) of MEPRD's grant award must be matched by the district.

NOW, THEREFORE, BE IT RESOLVED BY THE BOARD OF TRUSTEES OF THE MADISON COUNTY MASS TRANSIT DISTRICT THAT:


1. Madison County Mass Transit District submit an application to MEPRD in order to obtain three hundred thousand dollars (\$300,000) of FY 2024 Park and Trail Grant Program funds to assist with the construction of the MCT Schoolhouse Trail Bridge Over Illinois Route 111 project.
2. Upon approval of its application, the Madison County Mass Transit District shall increase its Assigned Fund Balance by the amount equivalent to the project cost less the awarded grant funds.
3. Ronald L. Jedda, Chairman, Christopher C. Guy, Vice Chairman, SJ Morrison, Managing Director of Madison County Mass Transit District and/or Phil S. Roggio Deputy Executive Director of Agency for Community Transit, are hereby authorized to execute, complete, administer, and perform all obligations associated with the filing of said application and to execute, complete and perform all obligations associated with any resulting contracts,

furnish such additional information as may reasonably be required in connection with the aforesaid actions, and to take any and all such further actions as are necessary and appropriate, including any and all amendments on behalf of and in a manner most beneficial to the Madison County Mass Transit District.

ADOPTED by the Madison County Mass Transit District, Madison County, Illinois, on this twenty-ninth day of June 2023.




Ronald L. Jedda, Chairman



Christopher C. Guy

Allen P. Adomite



Andrew F. Economy

APPROVED as to Form:



Legal Counsel

CERTIFICATE

I, Julie Repp, do hereby certify that I am the fully qualified and acting Secretary of the Board of Trustees of the Madison County Mass Transit District, and as such Secretary, I am the keeper of the records and files of the Madison County Mass Transit District.

I do further certify that at a duly constituted and legally convened meeting of the Board of Trustees of the Madison County Mass Transit District held on Thursday, June 29, 2023, a resolution was adopted in full accordance and conformity with the by-laws of the Madison County Mass Transit District and the statutes of the State of Illinois, as made and provided, and that the following is a full, complete, and true copy of the pertinent provisions of said Resolution.

NOW, THEREFORE, BE IT RESOLVED BY THE BOARD OF TRUSTEES OF THE MADISON COUNTY MASS TRANSIT DISTRICT THAT:

1. Madison County Mass Transit District submit an application to MEPRD in order to obtain three hundred thousand dollars (\$300,000) of FY 2024 Park and Trail Grant Program funds to assist with the construction of the MCT Schoolhouse Trail Bridge Over Illinois Route 111 project.
2. Upon approval of its application, the Madison County Mass Transit District shall increase its Assigned Fund Balance by the amount equivalent to the project cost less the awarded grant funds.
3. Ronald L. Jedda, Chairman, Christopher C. Guy, Vice Chairman, Steven J. Morrison, Managing Director of Madison County Mass Transit District and/or Phil S. Roggio Deputy Executive Director of Agency for Community Transit, are hereby authorized to execute, complete, administer, and perform all obligations associated with the filing of said application and to execute, complete and perform all obligations associated with any resulting contracts, furnish such additional information as may reasonably be required in connection with the aforesaid actions, and to take any and all such further actions as are necessary and appropriate, including any and all amendments on behalf of and in a manner most beneficial to the Madison County Mass Transit District.

I further certify that the original of the complete said resolution is on file in the records of the Madison County Mass Transit District in my custody. I do further certify that the foregoing Resolution remains in full force and effect.

IN WITNESS WHEREOF, I have hereunto affixed my official signature as Secretary of the Madison County Mass Transit District on this twenty-ninth day of June 2023.

